



# ***FLY TIMES***

**ISSUE 52, April, 2014**

Stephen D. Gaimari, editor  
Plant Pest Diagnostics Branch  
California Department of Food & Agriculture  
3294 Meadowview Road  
Sacramento, California 95832, USA  
Tel: (916) 262-1131  
FAX: (916) 262-1190  
Email: [stephen.gaimari@cdfa.ca.gov](mailto:stephen.gaimari@cdfa.ca.gov)

Welcome to the latest issue of *Fly Times*! Although it seems disingenuous to call this the “April” issue (being published in June), for the sake of continuity I leave it as such! As usual, I thank everyone for sending in such interesting articles, although submissions came a little later than usual! In any case, I hope you all enjoy reading it as much as I enjoyed putting it together! Please let me encourage all of you to consider contributing articles that may be of interest to the Diptera community for the next issue. *Fly Times* offers a great forum to report on your research activities and to make requests for taxa being studied, as well as to report interesting observations about flies, to discuss new and improved methods, to advertise opportunities for dipterists, to report on or announce meetings relevant to the community, etc., with all the associated digital images you wish to provide. This is also a great place to report on your interesting (and hopefully fruitful) collecting activities! Really anything fly-related is considered. And of course, thanks very much to Chris Borkent for again assembling the list of Diptera citations since the last *Fly Times*!

The electronic version of the *Fly Times* continues to be hosted on the North American Dipterists Society website at <http://www.nadsdiptera.org/News/FlyTimes/Flyhome.htm>. For this issue, I want to again thank all the contributors for sending me so many great articles! Feel free to share your opinions or provide ideas on how to improve the newsletter. Also note, the [Directory of North American Dipterists](#) is constantly being updated. Please check your current entry and send all corrections (or new entries) to [Jim O’Hara](#) – see the form for this on the last page.

Issue No. 53 of the *Fly Times* will appear next October. Please send your contributions by email to the editor at [stephen.gaimari@cdfa.ca.gov](mailto:stephen.gaimari@cdfa.ca.gov). All contributors for the next *Fly Times* should aim for 10 October 2014 – don’t worry – I’ll send a reminder! And articles after 10 October are OK too!

\*\*\*\*\*

*Issue 52, available online 10 June 2014*

## CONTENTS

### NEWS

Borkent, A., & Brown, B. — Progress Report on the Zurquí All Diptera Biodiversity Inventory (ZADBI) in Costa Rica .....	1
Hribar, L.J. — Nocturnal flight of <i>Poecilominettia slossonae</i> (Lauxaniidae) and <i>Stiphrosoma lucipetum</i> (Anthomyzidae) on Lower Sugarloaf Key, Monroe County, Florida, USA .....	4
Pollet, M. — Chilean Diptera: inquiry about (residue) trap samples with Dolichopodidae .....	8
Evenhuis, N.L. — Initial attempts at putting females in their place with WIPs .....	10
Evenhuis, N.L. — Index to <i>Catalogue of Palaearctic Diptera</i> (1984–1993) (vols. 1-13) available .....	12
Foster, G. — Collecting Flies on Skunk Cabbage in Maryland .....	13

### HISTORICAL DIPTEROLOGY

Evenhuis, N.L. — Joseph-Philippe de Clairville and Schellenberg's (1803) “deux amateurs” .....	15
---	----

### MEETING NEWS

Editor's note. — 8th International Congress of Dipterology, 10-15 August, 2014, Potsdam, Germany .....	23
Mengual, X., & Rulik, B. — 8th International Symposium on Syrphidae, 4-8 June, 2015, Monschau, Germany .....	23
Kampmeier, G.E. — Diptera on ICE? .....	25

### OPPORTUNITIES

Yeates, D.K. — Postdoctoral Fellowship Opportunity, Australian Biological Resources Study - Stratiomyidae .....	26
Hash, J. — Traveling near Riverside, California? Come visit the museum! .....	26

DIPTERA ARE AMAZING .....	28
---------------------------	----

BOOKS AND PUBLICATIONS .....	29
------------------------------	----

SUBMISSION FORM, DIRECTORY OF NORTH AMERICAN DIPTERISTS .....	44
---	----

\*\*\*\*\*

## NEWS

---

### **Progress Report on the Zurquí All Diptera Biodiversity Inventory (ZADBI) in Costa Rica**

Art Borkent<sup>1</sup> and Brian Brown<sup>2</sup>

<sup>1</sup> Research Associate of the Royal British Columbia Museum, American Museum of Natural History, and Instituto Nacional de Biodiversidad; 691-8th Ave. SE, Salmon Arm, British Columbia, V1E 2C2, Canada; [artborkent@telus.net](mailto:artborkent@telus.net)

<sup>2</sup> Natural History Museum of Los Angeles County, 900 Exposition Boulevard, Los Angeles, California, 90007, USA; [bbrown@nhm.org](mailto:bbrown@nhm.org)

Our ZADBI project continues to unfold. The last sampling at Zurquí, Tapantí National Park and Las Alturas took place in October, 2013 and all that remains (!!!) is to complete sorting and mounting of the material and for all specimens to be identified before the end of this three year project in September, 2015. Overall, we are well on track, with sorting of all Zurquí and over half of the Tapantí samples completed. Elena Ulate and Annia Picado are busy slide mounting these sorted specimens (Fig. 1) and Wendy Porras (Fig. 2), Elvia Zumbado (Fig. 3) and Carolina Avila continue to sort the remaining samples, are mounting specimens onto pins, and ensuring all is in the database. In March, Brian and Art spent a few days in Costa Rica with our wonderful crew (Fig. 4), sorting out further logistical challenges and having fruitful meetings with staff at INBio.



**Figure 1.** Elena Ulate sorting specimens to slide mount.



**Figure 2.** Wendy Porras at the computer.



**Figure 3.** Elvia Zumbado sorting specimens to family.



Our collaborators have received one or two further batches of samples. We now have 71 families represented at Zurquí and collaborators have indicated the presence of 1,209 species, based on 5,364 specimens examined from the first set of samples taken during our project. Most striking is the remarkable report on the Cecidomyiidae from Matthias and Catrin Jaschhof who have discovered 538 species, based on 2,200 specimens! You can read more about their discoveries at the blog on our website: [www.tropicalflies.net](http://www.tropicalflies.net).

The Jaschhof's have a manuscript in press with Zootaxa describing one of the new genera of cecids as "Zadbimyia", with 19 new species from our site. We suspect that some other groups will also be reporting high levels of diversity and that the current score of 1,209 species will rise substantially once collaborators receive all their material and study their species.

In the last *Fly Times* we reported on the Diptera Blitz held in August, 2013. We were fortunate to have a skilled filmmaker, Edgar Chamoro from the LA County Museum, with us to make a record of the event and to provide an overview of our entire project. You can view the result at: <https://www.youtube.com/watch?v=aNIKmObRGUw>.

The coming months will see further curation of material, focusing on completing the material from Zurquí and getting those specimens to our collaborators. Then follows select material from Tapanti National Park and Las Alturas.



**Figure 4.** The ZADBI team, left to right: Art Borkent, Wendy Porras, Elena Ulate, Carolina Avila, Annia Picado, Elvia Zumbado, Brian Brown.

\*\*\*\*\*

# **Nocturnal flight of *Poecilominettia slossonae* (Lauxaniidae) and *Stiphrosoma lucipetum* (Anthomyzidae) on Lower Sugarloaf Key, Monroe County, Florida, USA**

Lawrence J. Hribar

Florida Keys Mosquito Control District, 503 107<sup>th</sup> Street  
Marathon, Florida 33050, USA; [lhribar@keysmosquito.org](mailto:lhribar@keysmosquito.org)

The Florida Keys are a chain of islands along the eastern and southern tip of the Florida peninsula. Sugarloaf Key in the Florida Keys is a large, U-shaped island. The westernmost arm of the island is known as Lower Sugarloaf Key. The island is partly developed for residential housing and partly remains in a natural state. Mosquitoes (Diptera: Culicidae) are very common on the island and can cause severe annoyance to residents. A study of mosquito flight behavior was conducted on Lower Sugarloaf Key, Florida, from July 2012 to July 2013, in order to determine what species were present and when they were flying. Although the study focused on Culicidae, species in other dipteran families were analyzed as well, due to their numbers and visual appeal to the investigator. Results pertaining to Culicidae will be published elsewhere.

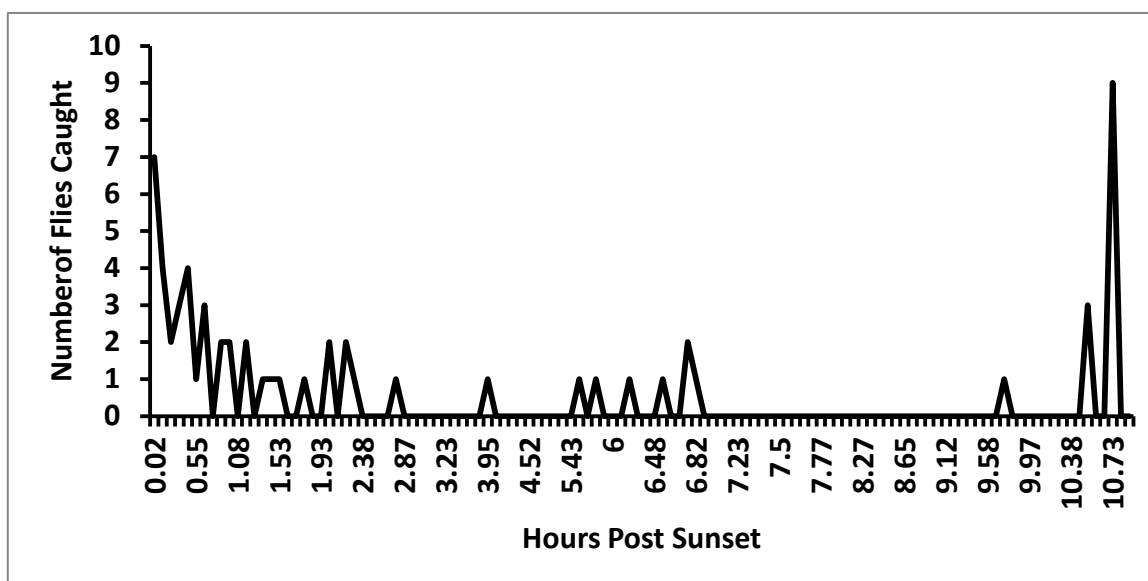
**Methods.** A looped roadway was chosen for study. The road encircles a tidal basin that is subject to flooding by tidal action. The roadway is located in prime mosquito habitat. The soils along the roadway are mostly poorly drained and subject to flooding. The two plant communities along the road are tropical hammocks and mangrove swamps (Hurt et al. 1995). The high marsh area of the mangrove swamp supports black mangrove (*Avicennia germinans* (L.) L.), saltwort (*Batis maritima* L.), and glassworts (*Salicornia* spp.) (Bidleymayer & Haeger 1985).

A truck trap was used to collect insects (Bidleymayer 1966). The truck trap was driven at a speed of 24 km/h and the loop was completed in 15 min. During each 15 minute loop, insects were collected into a fine mesh bag marked with a unique number. After each run the bag was changed and the bag containing insects was placed into a plastic cooler with dry ice. Sixteen runs were made between July 2012 and July 2013. Twelve runs started pre-sunset and continued until about midnight. Two runs started about midnight and continued until after sunrise. Two other runs were all night runs, starting before sunset and continuing until after sunrise. The morning after the truck runs, mesh bags were taken to the laboratory and the contents sorted and identified. Due to time constraints, data for Lauxaniidae and Anthomyzidae were compiled for only six dates in 2013: 19 May, 2 June, 18 June, 29 June, 23 July, and 30 August.

**Lauxaniidae.** A small black-spotted yellow fly was seen in a number of collections. In total, sixty-five specimens were collected and then specimens were sent to experts for identification. They were identified as *Poecilominettia slossonae* (Coquillett). This species is known from southern Florida and Puerto Rico and previously has been placed in the genera *Sapromyza* and *Minettia* (Coquillett 1898, Johnson 1913, Curran 1920, Shewell 1965, Gaimari & Silva 2010). Lower Sugarloaf Key is a new locality record for this species. Voucher specimens have been deposited into the California Department of Food and Agriculture, Sacramento.

*Poecilominettia slossonae* specimens were collected more commonly around sunset and sunrise than in the middle of the night (Figure 1). Other species of Lauxaniidae are known to have bimodal, dawn

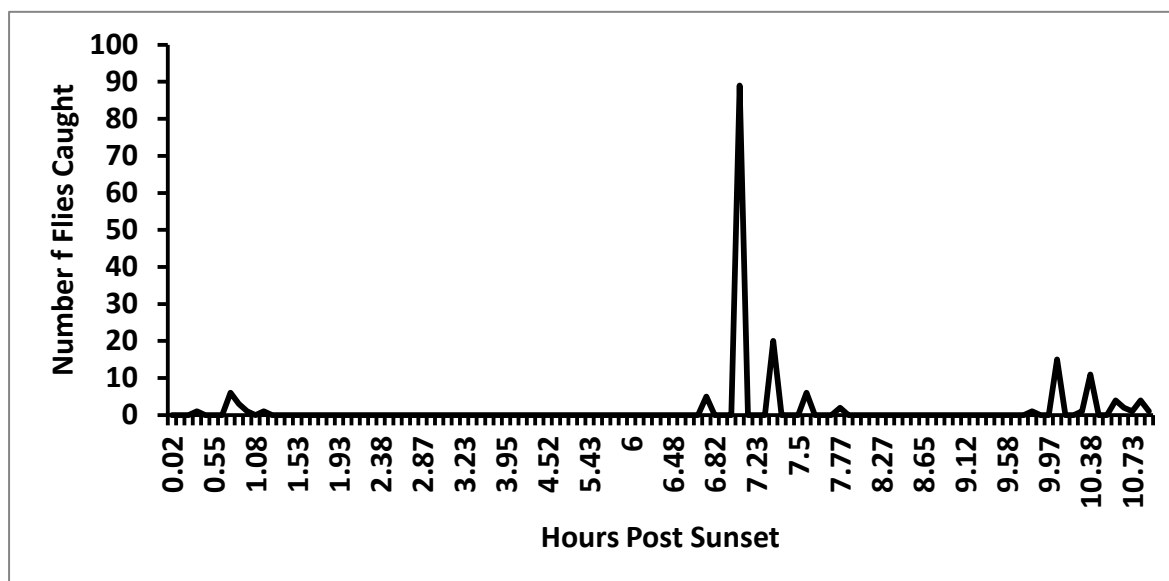
and dusk flight patterns, as do many *Drosophilidae* (Lewis & Taylor 1964). However, it is possible that the primary flight period of *P. slossonae* is diurnal. Daylight collections would have to be made to determine if this is so. The *Lauxaniidae* are a small family of *Diptera* with about 150 species known in the New World and about 1500 worldwide (Miller 1977a, Shewell 1987). Adults are slow fliers usually found in vegetation near water, although some species can be found in meadows and cultivated fields (Shewell 1965, Párvu 2001, Greve 2009). *Lauxaniid* flies have been taken in light traps (Frost 1964, 1975; Greve 2000), in Malaise traps (Miller 1977b), in traps baited with fermenting syrup and fruit (Dvořáková 2008), and in baited traps set for *Sarcophagidae* and *Tephritidae* (Shewell 1965, Thomas 2003). They have also been reared from a number of larval habitats (Miller 1977b). Their numbers fluctuate from year to year and from week to week within the same year (Greve & Kobro 2004). They can be very common locally and can occur in large numbers (Whittaker 1952). Some species may serve as vectors of plant pathogens and as pollinators (Lemon 1992, Kato et al. 1995). *Poecilominettia* spp. have been reared from birds' nests (Miller 1977b, Miller & Foote 1976). Adults of some *Poecilominettia* species known to feed on phylloplane fungi (Broadhead 1989). Adults occasionally are taken as prey by sphecoid wasps (Miller & Kurciewicz 1976). Knowledge of this family is poor and rudimentary, despite their being common flies in temperate and tropical areas (Merz 2011).



**Figure 1.** Flight period of *Poecilominettia slossonae* relative to sunset on Lower Sugarloaf Key, Florida, USA.

**Anthomyzidae.** A small brown fly, at times very abundant in collections, was identified as *Stiphrosoma lucipetum* Rohaček & Barber. One hundred seventy four individual flies were collected. European *Stiphrosoma* species are known from wet habitats with abundant grasses, sedges, or rushes (Rohaček, 1996). *Stiphrosoma lucipetum* is known from The Bahamas, Belize, Costa Rica, Cuba, and the following Florida counties: Collier, Indian River, Lee, Monroe, and Sarasota; Monroe County records include Big Pine Key, Key Largo, and Plantation Key (Rohaček & Barber, 2005). Lower Sugarloaf Key is a new locality record; voucher specimens have been deposited into the California State Collection of Arthropods, Sacramento. Rohaček & Barber (2005) state that this species appears to be associated with mangrove habitats, and that definitely is the case here. This species is known to be attracted to lights based on label data from institutional collections (Rohaček & Barber, 2005). Flight of *S. lucipetum* was interesting in that most of the specimens (131) were collected on one night,

19<sup>th</sup> May 2013. On that night the moon was in the first quarter (63% illumination). There was a high temperature of 30° C, a low of 25.6° C, the dew point was 21.7° C, and winds were ESE at 16.1 km/h with a maximum wind velocity of 24.1 km/h. Six weeks later, on 29 June 2013, only six specimens were collected and on that day the moon was in the last quarter with 58% illumination. The high temperature was 31.1° C, the low was 26.7° C, the dew point 23.9° C, and winds were from the S at 11.3 km/h, with maximum winds of 21 km/h. The rest of the specimens were collected in small numbers on different days. Whether this represents a peak emergence time, an anomaly, or some other aspect of the life history of *S. lucipetum* is unknown. Only a more focused study of this species will answer this question.



**Figure 2.** Flight period of *Stiphrosoma lucipetum* relative to sunset on Lower Sugarloaf Key, Florida, USA.

**Acknowledgment.** I thank Alessandra Rung and Steve Gaimari of the California Department of Agriculture for identifying the Anthomyzidae and Lauxaniidae, and Kevin Barber of Natural Resources Canada for helpful comments on the manuscript.

## References

- Bidlingmayer, W. L. 1966. Use of the truck trap for evaluating adult mosquito populations. *Mosquito News* 26: 139-143.
- Bidlingmayer, W. L. & J. S. Haeger. 1985. Distribution and Abundance. Pp. 14-17. In, J. K. Nayar (Editor), *Bionomics and Physiology of Aedes taeniorhynchus and Aedes sollicitans*, the Salt Marsh Mosquitoes of Florida. Florida Agricultural Experiment Station Bulletin No. 852. Gainesville, Florida 148 pp.
- Broadhead, E. C. 1989. The species of *Poecilominettia*, *Homoeominettia*, and *Floriminettia* (Diptera: Lauxaniidae) in Panama. *Bulletin of the British Museum of Natural History* 58: 185-226.
- Coquillett, D. W. 1898. New species of Saproxyzidae. *Canadian Entomologist* 30: 277-280.
- Curran, C. H. 1928. Scientific survey of Porto Rico and the Virgin Islands. Volume XI—Part 1. Insects of Porto Rico and the Virgin Islands. Diptera or two-winged flies. New York Academy of Sciences, New York 118 pp.
- Dvořáková, K. 2008. Heleomyzidae and Lauxaniidae (Diptera, Brachycera, Acalypterata) trapped in the Czech Republic with syrup and fermented fruit. *Linzer Biologische Beiträge* 40: 507-515.



- Frost, S. W. 1964. Insects taken in light traps at the Archbold Biological Station, Highlands County, Florida. *Florida Entomologist* 47: 129-161.
- Frost, S. W. 1975. Third supplement to insects taken in light traps at the Archbold Biological Station, Highlands County, Florida. *Florida Entomologist* 58: 35-42.
- Gaimari, S. & V. C. Silva. 2010. Lauxaniidae (Lauxaniid flies). Pp. 971-996. *In*, B. V. Brown, A. Borkent, J. M. Cumming, D. M. Wood, N. E. Woodley, & M. A. Zumbado (Editors), *Manual of Central American Diptera*, Volume 2. NRC Research Press, Ottawa, Ontario.
- Greve, L. 2000. New records of Norwegian Lauxaniidae (Diptera). *Norwegian Journal of Entomology* 47: 89-93.
- Greve, L. 2009. Atlas of the Lauxaniidae (Diptera, Brachycera) in Norway. *Norwegian Journal of Entomology* 56: 75-116.
- Greve, L. & S. Kobro. 2004. Abundance of phototactic Lauxaniidae (Diptera) in SE Norway as indicated by light trap catches. *Dipterists Digest* 10: 119-124.
- Hurt, G. W., C. V. Noble, & R. W. Drew. 1995. Soil Survey of Monroe County, Keys Area, Florida. United States Department of Agriculture, Natural Resources Conservation Service. Washington. 30 pp.
- Johnson, C. W. 1913. Insects of Florida. I. Diptera. *Bulletin of the American Museum of Natural History* 32: 37-90.
- Kato, M., T. Inoue, and T. Nagamitsu. 1995. Pollination biology of *Gnetum* (Gnetaceae) in a lowland mixed dipterocarp forest in Sarawak. *American Journal of Botany* 82: 862-868.
- Lemon, K. M. 1992. Dispersal of the ergot fungus *Claviceps purpurea* by the lauxaniid fly *Minettia lupulina*. *Journal of the New York Entomological Society* 100: 182-184.
- Lewis, T. & L. R. Taylor. 1964. Diurnal periodicity of flight by insects. *Transactions of the Royal Entomological Society of London* 116: 393-476.
- Merz, B. 2001. Two new species of *Lauxania* Latreille s.str. (Diptera, Lauxaniidae) from southern Europe. *Revue Suisse de Zoologie* 108: 441-453.
- Miller, R. C. & F. E. Kurczewski. 1976. Comparative nesting behaviors of *Crabo rufibasis* and *Crabo arcadiensis* (Hymenoptera: Sphecidae: Crabronidae). *Florida Entomologist* 59: 267-285.
- Miller, R. M. 1977a. Taxonomy and biology of the Nearctic species of *Homoneura* (Diptera: Lauxaniidae). I. Subgenera *Mallochomyza* and *Tarsohomoneura*. *Iowa State Journal of Research* 52: 147-176.
- Miller, R. M. 1977b. Ecology of Lauxaniidae (Diptera: Acalypteratae). I. Old and new rearing records with biological notes and discussion. *Annals of the Natal Museum* 23: 215-238.
- Miller, R. M. & B. A. Foote. 1976. Biology and immature stages of eight species of Lauxaniidae (Diptera). II. Descriptions of immature stages and discussion of larval feeding habits and morphology. *Proceedings of the Entomological Society of Washington* 78: 16-37.
- Párvu, C. 2001. Presence of pleural sacks at females of *Lyciella platycephala* (Loew, 1847) (Diptera, Lauxaniidae) of Maramureş, Romania. *Travaux du Muséum National d'Histoire Naturelle <<Grigori Antipa>>* 43: 267-270.
- Rohaček, J. 1996. Revision of Palaearctic *Stiphrosoma*, including the *Anthomyza laeta*-group (Diptera: Anthomyzidae). *European Journal of Entomology* 93: 89-120.
- Rohaček, J. & K. N. Barber. 2005. Revision of the New World species of *Stiphrosoma* Czerny (Diptera: Anthomyzidae). *Beiträge Zur Entomologie* 55: 1-107.
- Shewell, G. E. 1965. Lauxaniidae, pp. 695-706. *In*, A. Stone, C. W. Sabrosky, W. W. Wirth, R. H. Foote, & J. R. Coulson (Editors), *A Catalog of the Diptera of America north of Mexico*. USDA Agriculture Handbook No. 276. Washington, DC.
- Shewell, G. E. 1987. Lauxaniidae, pp. 951-964. *In*, J.F. McAlpine, B.V. Peterson, G.E. Shewell, H.J. Teskey, J.R. Vockeroth, and D.M. Wood (Editors), *Manual of Nearctic Diptera*, Volume 1. Research Branch Agriculture Canada Monograph No. 27. 674 pp.

- Thomas, D. B. 2003. Nontarget insects captured in fruit fly (Diptera: Tephritidae) surveillance traps. *Journal of Economic Entomology* 96: 1732-1737.
- Whittaker, R. H. 1952. A study of summer foliage insect communities in the Great Smoky Mountains. *Ecological Monographs* 22: 1-44.

\*\*\*\*\*

### **Chilean Diptera: inquiry about (residue) trap samples with Dolichopodidae**

Marc Pollet

Leader of Research Group Species Diversity  
Research Institute for Nature and Forest (INBO), Kliniekstraat 25  
B-1070 Brussels, Belgium; [mpollet.doli@gmail.com](mailto:mpollet.doli@gmail.com); [marc.pollet@inbo.be](mailto:marc.pollet@inbo.be)

In January 2013, together with my wife Anja, I embarked upon a survey in Central Chile, where we focused on the invertebrate faunas of one particular habitat type (life zone), the Valdivian temperate rain forest. We sampled near Ñuble Reserva Nacional, in the Las Trancas Valley and within Conguillío Parque Nacional (PN)(Figure 1), Puyehue PN and Alerce Andino PN and visited (and collected in) several other sites. We were very fortunate to have Dr Elizabeth Arias (Figure 2) at our side (either in the flesh or over the cell phone) during our entire trip. Next to Dolichopodidae, I also extracted several other invertebrate taxa from the samples which were disseminated earlier this year to colleagues in Belgium and (mainly) abroad. Some of you received part of this harvest. A first account of the results of this survey will be presented in the Symposium Diptera Biodiversity Surveys at the 8<sup>th</sup> ICD in Potsdam (10-15 August 2014).



**Figure 1.** Volcan Llaima within Conguillío Parque Nacional

The initial aim of the survey was whether a Latitudinal Diversity Gradient (LDG) could also be found in invertebrates. Unfortunately, early in the survey it became clear that some aspects of the field experiment itself would not allow to give a reliable answer to this research question. Another goal of mine was to see for myself how abundant Chilean Achalcinae were and where they occurred (this subfamily is quite elusive in the Neotropics but pan traps produce sometimes good yields at higher altitudes). We succeeded in gathering truly interesting information on this topic.

We ultimately got acquainted with a considerable part of the Chilean dolichopodid fauna, which proved hugely different from that of other Neotropical countries (Ecuador, Colombia, Costa Rica, Panama). I estimate the country's dolichopodid species richness lower than that in the above mentioned countries, which should make it possible to treat most of the fauna in one's lifetime. Moreover, decent identification keys together with accurate pictures and descriptions could disclose this family to other (Chilean) entomologists, that might in turn add new records and species over time.

So my idea is to treat the different genera one at the time and, ultimately, produce a practical guide to the Chilean dolichopodid fauna. In order to get a proper idea of this fauna, I need as much material as possible. Over the past decades I have been accumulating samples of Chilean Dolichopodidae kindly provided to me by a number of people, which I am very grateful: Dan Bickel (Achalcinae), Elizabeth Arias, Michael Irwin, Brian Brown, and Chantal Martens. Most of the samples were collected with Malaise traps, fogging or by sweep netting. In many cases, I sorted the flies myself from either residue samples or original samples. Some weeks ago, I accomplished the examination of all samples (with over 10.000 specimens of over 150 species).

As most of the samples originated from the Andean region in Central Chile, I am currently looking out for more material. I guess there must still be trap or fogging samples out there, perhaps almost forgotten or nearly dried out (not necessarily). I would be very much interested to pull out Dolichopodidae from these samples, either residue or complete, and return the samples to the owner. Of course, dried, mounted specimens are very welcome as well, but if they are part of a museum collection, I prefer to examine them on the spot.

So if you might be on top of that kind of samples, and you would like to get rid of the dolichopodid fraction in them, please, send them to the address above. Who knows, they might perhaps contain a species with your name? Thanks in advance.



**Figure 2.** Anja De Braekeleer (left) and Elizabeth Arias (right) at Cabaña Don Guillermo (Las Trancas Valley)

\*\*\*\*\*

### Initial attempts at putting females in their place with WIPs

Neal L. Evenhuis

J. Linsley Gressitt Center for Entomological Research, Bernice Pauahi Bishop Museum  
1525 Bernice Street, Honolulu, Hawaii 96817-2704; [NealE@bishopmuseum.org](mailto:NealE@bishopmuseum.org)

This is just a short note to alert readers to a potentially new character set to investigate and also one that may allow association of non-descript females with sexually dimorphic males.

Those of us who attended the 7th International Congress of Dipterology in Costa Rica were amazed and delighted at the poster display by Jostein Kjaerandsen depicting many stunning, rainbow-colored Diptera wings on a black background. These colors were the result of Wing Interference Patterns (WIPs) and the findings of his team were published in Shevtsova *et al.* (2011). In the short amount of time since then, a number of entomologists have begun to look at these WIPs in their own groups (e.g., Buffington, 2012; Buffington & Sandler, 2011; Hansson & Shevtsova, 2012; Kangasniemi, 2012; Mitroiu, 2013; Mottern & Heraty, 2014; Shevtsova & Hansson, 2011; Simon, 2013).

The inherent beauty of these multi-colored patterns was incredible, but the potential as another suite of characters to investigate intrigued me; most of all since, if males and females exhibited such patterns and if those patterns were the same, then years of frustration would be over for entomologists who previously could never associate non-descript females with males, the latter of which had all the conspicuous external characters that characterized species in a particular genus.

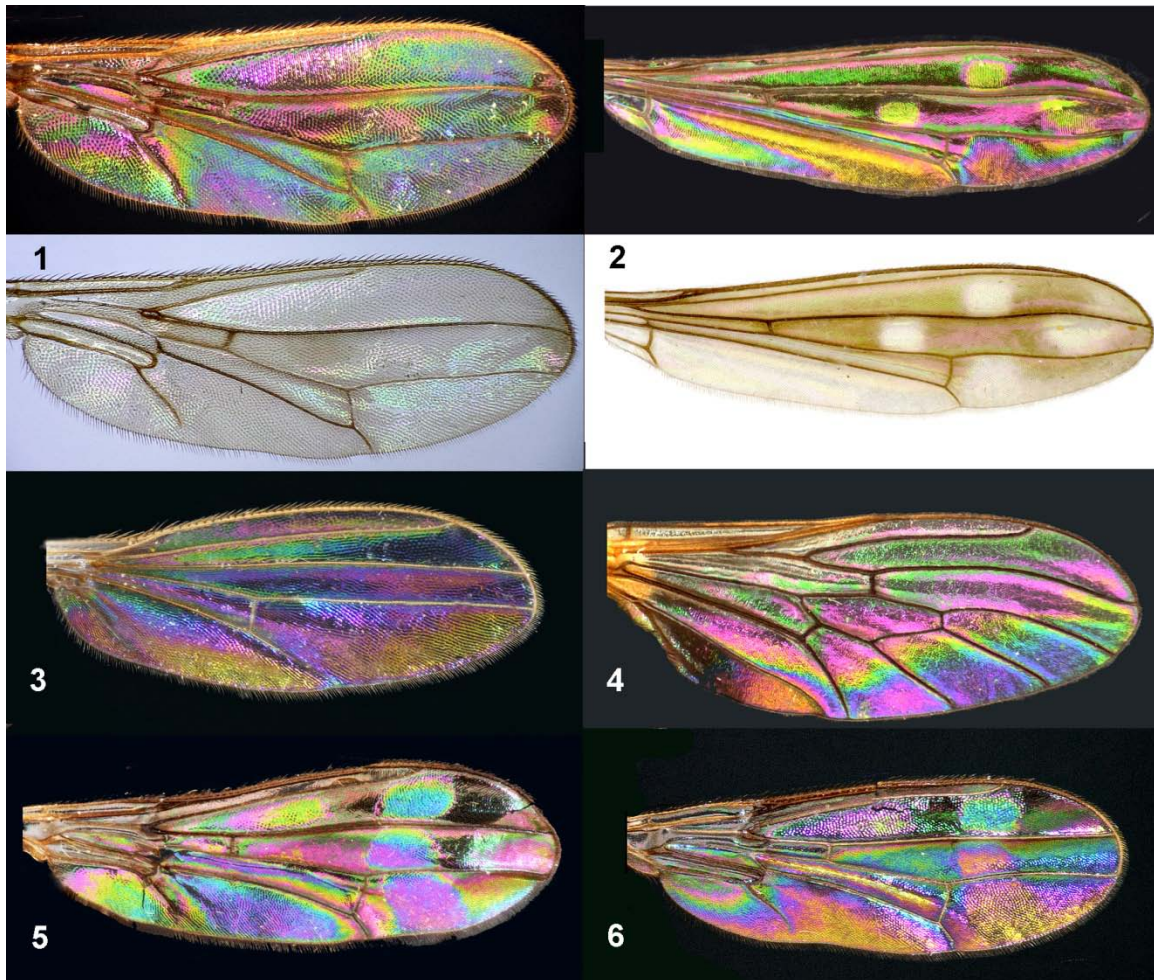
I thus began an examination of wings of various flies to see if there was any value in using this system to associate males and those nondescript females of genera where only males could be separated confidently without dissection. Females of those genera would normally be relegated to “sp.” within a genus simply because they all “looked alike” externally. [Sometimes even dissection of females proved futile since the internal genitalic structures might not show any differences.] I suspect there are many reading this who have drawers of unidentified females for this very reason.

I began with some species of the mega-diverse dolichopodid *Campsicnemus* in Hawai‘i (over 170 described species — virtually all based on males) and tried a few species. The results were less than spectacular but still promising. Species of Hawaiian *Campsicnemus* do not exhibit a wide array of patterns but there was some potential in grouping species within species-groups and, in some cases, there was actual association of females with males (these were most successful within the *C. fumipennis* group; recently revised in Evenhuis 2013). There was, however, some variation and I’m still determining what or why that is. Out of, say, 10 wings of males of the same species from the same collecting event, 2 may show a completely different pattern than the other 8. A re-check of the morphological characters showed no differences.

More promising results were found among species of the Old World acalyptrate genus *Strongylophthalmyia*. Distinct patterns were found in all species photographed and males and females showed exactly the same pattern with little or no discernable variation. The same potential was found in photographing the WIPs of the mythicomyiid genus *Platypygus*. Here again were a wide array of specific-specific patterns that appeared stable among the specimens within a species; and females could be associated with males. In contrast, two other mythicomyiid genera, *Empidideicus* and



*Glabella*, showed a great deal of variation within species (looking at conspecific males only) and as such, there was little utility for WIPs as a species-specific character.



**Figures 1–6.** Diptera wings showing wing interference patterns (WIPs).

1. *Strongylophthalmyia*, n. sp. from Sabah (Strongylophthalmyiidae) (collected by Steve Gaimari and Martin Hauser); top, showing WIP, bottom, normal lighting and backdrop.
2. Undetermined micropezid from the Philippines; top showing WIP, bottom, normal lighting and backdrop.
3. *Campsicnemus leucostoma*, Hawai‘i (Dolichopodidae).
4. *Platypygus ridibundus*, Turkey (Mythicomyiidae).
5. *Strongylophthalmyia caliginosa*, Japan (Strongylophthalmyiidae).
6. *Strongylophthalmyia angusticollis*, Burma (Strongylophthalmyiidae).

These are just early results of a very preliminary study, but I thought it might be useful to let others know of the potential and they can investigate further their own groups to see if these WIPs are stable and useful or if they are too variable to use.

Not all flies exhibit this phenomenon. Larger muscoids and many orthorrhaphous flies do not display any WIPs, which are dependent on a specific wing structure to allow for the light reflections to exhibit these patterns. However, small brachycerous flies (including acalyptates) and many Nematocera seem to abound in possibilities for investigation.



## References

- Buffington, M.L. (2012) Description of *Nanoctulhu lovecrafti*, a preternatural new genus and species of Trichoplastini (Figitidae: Eucoilinae). *Proceedings of the Entomological Society of Washington* 114(1): 5–15.
- Buffington, M.L. & Sandler, R.J. (2011) The occurrence and phylogenetic implications of wing interference patterns in Cynipoidea (Insecta: Hymenoptera). *Invertebrate Systematics* 25: 586–597.
- Evenhuis, N.L. (2013) Review of the *Campsicnemus fumipennis* group (Diptera: Dolichopodidae) in the Hawaiian Islands, with descriptions of new species and corrections of misidentifications. *Zootaxa* 3497: 1–16.
- Hansson, C. & Shevtsova, E. (2012) Revision of the European species of *Omphale* Haliday (Hymenoptera, Chalcidoidea, Eulophidae). *ZooKeys* 232: 1–157.
- Kangasniemi, S. (2012) Constructing phylogenetic trees using wing interference patterns in the tribe Meteorini (Braconidae, Hymenoptera). Masters of Science thesis, Uppsala University. 36 pp.
- Mitroiu, M.-D. (2013) Taxonomic review of Afrotropical *Walshamia* Bouček (Hymenoptera: Pteromalidae), with description of a new species. *Entomological Science* 16(2): 191–195.
- Mottern, J.L. & Heraty, J.M. (2014) Revision of *Cales noacki* species complex (Hymenoptera, Chalcidoidea, Aphelinidae). *Systematic Entomology* 39(2): 354–379.
- Shevtsova, E. & Hansson, C. (2011) Species recognition through wing interference patterns (WIPs) in *Achrysocharoides* Girault (Hymenoptera: Eulophidae) including two new species. *ZooKeys* 154: 9–30.
- Shevtsova, E., Hansson, C., Janzen, D. & Kjaerandsen (2011) Stable structural color patterns displayed on transparent insect wings. *Proceedings of the National Academy of Sciences* 108(2): 668–673.
- Simon, E. (2013) Preliminary study of wing interference patterns (WIPs) in some species of soft scale (Hemiptera, Sternorrhyncha, Coccoidea, Coccidae). *ZooKeys* 319: 269–281.

\*\*\*\*\*

## Index to *Catalogue of Palaearctic Diptera* (1984–1993) (vols. 1-13) available

Neal L. Evenhuis

J. Linsley Gressitt Center for Entomological Research, Bernice Pauahi Bishop Museum  
1525 Bernice Street, Honolulu, Hawaii 96817-2704; [NealE@bishopmuseum.org](mailto:NealE@bishopmuseum.org)

An index to all thirteen volumes of the *Catalogue of Palaearctic Diptera* ([mostly] by Soós & Papp, eds., 1984–1993) was initially planned as volume 14 but, as I indicated in my paper giving the dates of all the volumes (Evenhuis 2008), this volume was never published. It has been over twenty years since the publication of the last volume and I could not wait for an index to be published, so I created one myself for personal use by scanning the index of each of the 13 volumes, entering all 13 indexes into a large spreadsheet, adding volume numbers to pages for each taxon, verifying spelling after OCR-ing, and alphabetizing the whole thing into one final index of 60,501 names in 380 pages (4MB).

In the hopes that it may prove useful to others, I am making the index available to anyone who wants a copy. The caveats are (1) that it is an “unofficial” index, since the Hungarian Museum may still wish to publish the official version; and (2) it is a “working copy”, in that errors from OCRing may still be found, although it has gone through proof-reading by a few colleagues as well as myself. If any corrections are found, please forward them to me and I will incorporate them and keep the latest

version up-to-date at the link below with notations of version number and date. The pdf of the index can be downloaded using the following link:

<http://hbs.bishopmuseum.org/dipterists/resources/PALCATindex.pdf>

One of the more interesting metrics one can do when indexing all the volumes is the finding numbers of eponyms for dipterists. It should be no surprise that for a Palaearctic series of catalogs, the most frequent name in species eponyms is Stackelberg (105 names). It was also the second most frequent species epithet used (the winner there was *apicale/apicalis* with 123).

### Reference

Evenhuis, N.L. (2008) Dates of publication of regional and world Diptera catalogs. *Studia Dipterologica* 14(2): 397–403.

\*\*\*\*\*

## Collecting Flies on Skunk Cabbage in Maryland

George Foster

[georgefoster\\_64@hotmail.com](mailto:georgefoster_64@hotmail.com)

Our winter in Maryland this year lasted into Mid-April. It has been near freezing or below from January through March. It was too cold, we thought, to go rooting around in the woods until finally, the weekend of April 11<sup>th</sup>, it was nearly 80 degrees and I suggested to my wife that we check out the skunk cabbage to see if it was still flowering so that maybe we could find some flies that are attracted to its lovely odor. I was a little suspicious that we were too late, that the blooms would have already dug their way out of the snow and ice a few days or weeks ago.

We packed up the collecting gear and hiked out towards the nearby woods and wetlands. We found a large stand of skunk cabbage in the leaf stage and a lot of flowers peeking out from under the young leaves. Most of them were quite dry already. It seems the temperature in the forest went from freezing to 80 in a very short time so everything was nearly dried out by the time we got out there.

We sampled dozens of cabbage plants by placing the net over the plant and tenting the net bag so that any Diptera visiting the flowers and leaves would come up into the net. Surprisingly few plants, however, had any insects at all on them.

We did manage to take a series of chloropids that upon examination under the scope turned out to be two species of *Elachiptera* and one specimen of a shiny blue muscid which seems to be a *Eudasyphora*.

We didn't collect a whole lot of flies but we sure had a good time enjoying the very late spring day and the strange looks of others enjoying the paths near our house!

\*\*\*\*\*

## HISTORICAL DIPTEROLOGY

---

### Joseph-Philippe de Clairville and Schellenberg's (1803) "deux amateurs"

Neal L. Evenhuis

J. Linsley Gressitt Center for Entomological Research, Bernice Pauahi Bishop Museum  
1525 Bernice Street, Honolulu, Hawaii 96817-2704; [NealE@bishopmuseum.org](mailto:NealE@bishopmuseum.org)

#### Introduction

In 1803, the Zürich book publishers Orell, Füssly et Compagnie printed a 95-page book with 42 hand-colored plates (in French "*Genres des mouches*"; and German "*Gattungen der Fliegen*") with the title page indicating that the famous Winterthur artist Johann Rudolph Schellenberg was responsible for the plates. But the title also said that "*deux amateurs*" / "*zwey Liebhaber*" were responsible the explanations of the plates. The names of the two "amateurs" remained unknown to bibliographers for many years and common practice was, despite the clear evidence in the title that two amateurs were responsible for the textual matter, to list the work under Schellenberg alone (e.g., Hagen 1863; Horn & Schenckling 1929; Nissen 1969; Evenhuis 1997).

The full titles of the book are as follows:

*Genres des mouches diptères représentées en XLII. planches projetées et dessinées par Mr. J.R. Schellenberg, et expliquées par deux amateurs de l'entomologie. Gattungen der Fliegen in XLII. Kupfertafeln entworfen und gezeichnet von J.R. Schellenberg, und erklärt durch zwey Liebhaber der Insektenkunde.*

It wasn't until I read Izya Kerzhner's (2008) paper on authorship and the ICZN *Code* that I realized that authorship of the work had been incorrectly cited. He outlined the case for Schellenberg being responsible for the plates and the two anonymous amateurs being responsible for the text, and stated that the entire work should as a result be given authorship as "Schellenberg & Anonymii". Any new names found only on the plates would have authorship as "Schellenberg *in* Schellenberg & Anonymii" and any new names found only in the text would have the authorship as "Anonymii *in* Schellenberg & Anonymii".

But who were these so-called "*deux amateurs*" and why did they not want to have their names associated with this work? It did not take long to find that a few Swiss historians (e.g., Geilinger 1932; Balmer 1980; Thanner 1987; Schmutz 1987) determined that Joseph Philippe de Clairville was one of the authors (based primarily on Clairville's and his colleagues' correspondence) so I began to find out a bit more on this fellow. Fortunately, Swiss biographers had done much of the legwork and a wealth of information concerning Clairville and his long-time friend Johann Rudolf Schellenberg (1740–1806) (Fig. 1) exists in correspondence to colleagues. Many of the letters are to Clairville's close colleague, Deacon Luzius Pol (1754–1828), an amateur Swiss naturalist interested primarily in botany and entomology, but one on whom Clairville leaned heavily to provide translations of German texts and corrections to his manuscripts (Thanner 1987). A number of events concerning Clairville described below derive from those letters to Pol, some 45 of which reside in the Staatsarchiv Graubünden in Chur, Switzerland (Jenny 1974).



**Figure 1 (left).** Johann Rudolf Schellenberg (1740–1806). **Figure 2 (right).** Joseph-Philippe de Clairville (1742–1830)

### Early years of Clairville

Joseph Philippe de Clairville (1742–1830) (Fig. 2) is a bit of a mystery man. What is factually known of him seems only to originate from events after he arrived in Winterthur, Switzerland. Clairville is thought to have been born in France (possibly Paris or nearby), schooled in Montpellier as a medical doctor, and moved to Winterthur in 1782 where he spent most of the rest of his life, dying there on 31 July 1830. The only records that biographers have been able to uncover about his pre-Swiss life were from his death certificate in 1830 that have him listed as 88 years old; and from letters to and from Clairville and his colleagues. His French birth cannot be confirmed nor could his sojourn in Montpellier. Interestingly, Wilson (1835) in the “Entomology” entry for the 7th edition of the *Encyclopedia Britannica* said “it is understood he is apparently English-born” but moved to Switzerland. Evidence for his birth in England could not be found in this study either.

Compounding the mystery of his birthplace and even his real name, there is a marriage document (Fig. 3) that has Clairville’s name (with an Anglicized “Philip Joseph Clairville”; given names reversed and no “de”) dating from 31 August 1787 when he married a well-to-do English spinster, Isabella Carr (1730–1815) in London. On that document, he gave his place of residence as the Parish of Saint Ann, Westminster, in the County of Middlesex, and his age is listed as “twenty-one years and upward”. Both were marrying rather late in age for that time (he at 45 and she at 57).



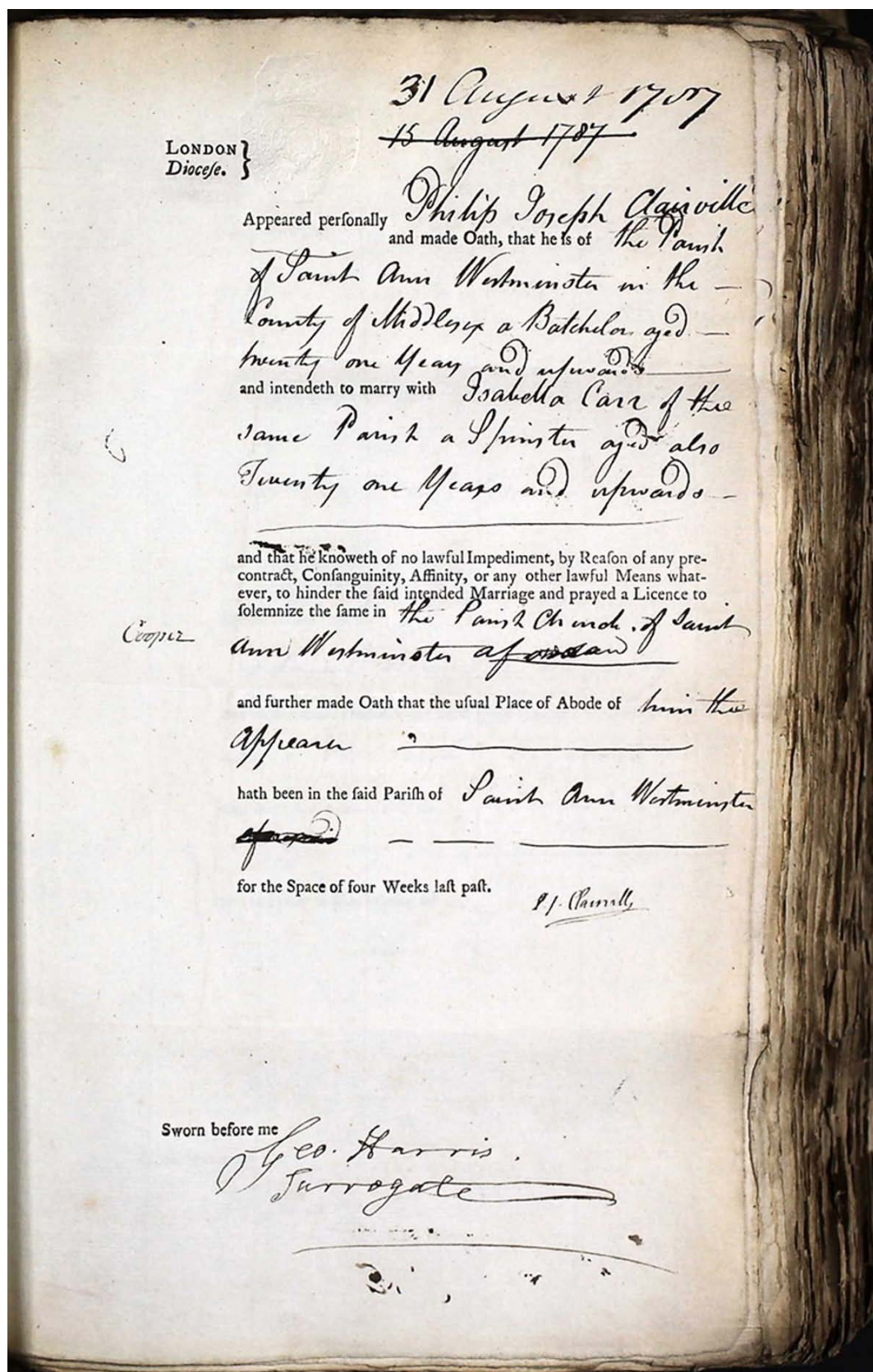


Figure 3. Marriage certificate of the London marriage of Clairville and Isabella Carr.



Another tantalizing piece of evidence relating to Clairville's London marriage is from the probate hearing of Isabella Carr's brother, Robert Carr. The existing documents, giving details of the hearing which took place on 15 August 1787 (the documents are in the Durham County Archives in the UK), lists the presence of a Philip Joseph Clairville and his "wife" Isabella Carr "late of Montreuil, France" [a suburb of Paris], but this was two weeks before the marriage in London took place.

Thanner (1987) discussed another document, a letter by Johann Sebastian von Clais (1742–1809) of Winterthur, at one time the salt mining director in Bex, Switzerland, where Clairville apparently first moved. The letter gives an account of Clairville's early life, stating that he was a French Huguenot and studied medicine at Montpellier. He married a wealthy Englishwoman, Isabella Carr, in order to obtain financial independence, abandon his medical practice, and to be able to devote his time to his passion for natural history. The two purchased some land and settled in the French-speaking town of Bex in central Switzerland in 1780 but eventually made their way to the more northerly German-speaking town of Winterthur, where they remained for the rest of their lives.

Another letter—from Wolfgang Dietrich Sulzer (Chancellor of Winterthur) to the Swiss painter and poet Salomon Gessner on 5 September 1782—has Sulzer introducing Clairville to Gessner and asking if Clairville can stay with Gessner for a day while he is in Zürich. In the letter, Sulzer describes Clairville as a Frenchman from Montpellier and that he and his English wife have made their home in Switzerland (Geilfus 1866). Fuchs (1988) specifically put the two in Bex in January 1780 and staying at the house of Franz Samuel Wild, the commissioner of salt mines there at the time.

These two letters and Fuchs's research give evidence that before the 1780s Clairville had already resided for some time in France (Montpellier and Montreuil) and was, at least by 1780, already married to Isabella Carr. It could be that possibly the French marriage was not recognized in England and that they therefore had to re-marry in order for him to have title to property discussed in the Robert Carr probate hearing in 1787.

Whatever the truth of his mysterious early history, documentation abounds after 1787 in the form of diaries and correspondence verifying his activities in Switzerland. Clairville began publishing on natural history soon after he arrived in Switzerland with his first few works dealing primarily with botanical subjects, all anonymously [e.g., Clairville (1791–1794) *Plantes et arbustes d'agrément*; the authorship was clarified as Clairville by Usteri (1797)]. After his arrival in Winterthur, Clairville made the acquaintance of Schellenberg and often used his illustrating talents in his works. The plates for the *Plantes et arbustes* were contributed by Schellenberg and a decades-long collaboration between the two ensued.

Clairville's publications and associations with natural history colleagues in Switzerland brought him immediate renown and he was highly regarded in scientific circles; and Fabricius in his posthumously published autobiography (Fabricius 1819) even made mention of visiting Clairville and his wife in Winterthur during his 1794 journey to Switzerland.

But all was not always peaceful in Switzerland. Napoleon's troops invaded Switzerland in October 1797 and Clairville was forced to escape across the border to nearby Bavaria. While in exile, he was still able to publish and he finished an anonymous work on entomology, teaming up with Schellenberg to produce in 1798 the first volume of Swiss entomology entitled "*Entomologie Helvétique*". Schellenberg provided the artwork and is assumed to have provided the German text, and Clairville translated it into French. By February 1803, Switzerland was still under French occupation and Clairville had moved to Immendingen (ca. 50 km from Winterthur) to be as close as possible to

Switzerland and to keep an eye on happenings there. It was here that Clairville began working on the *Genres des Mouches*.

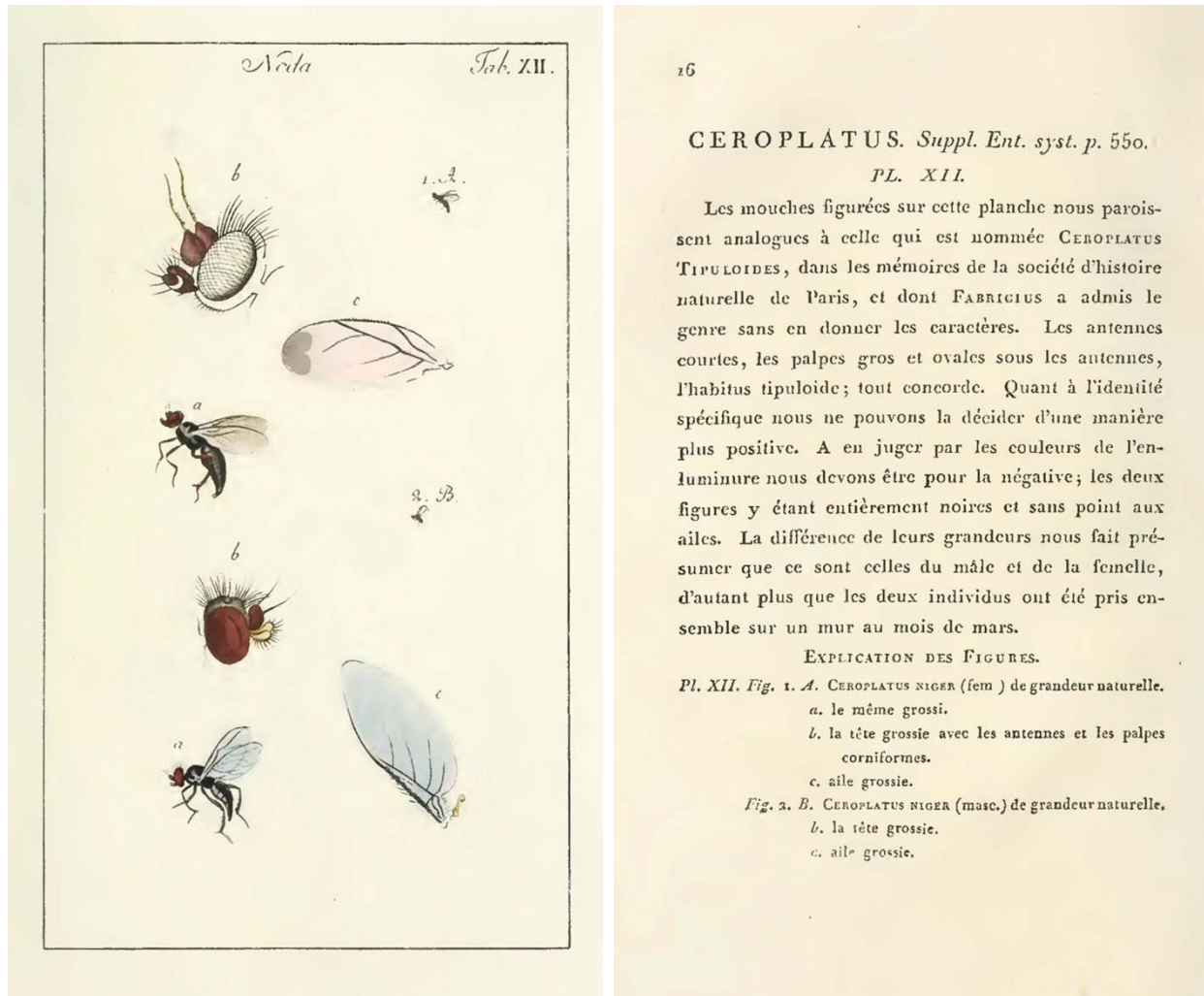
### ***Genres des Mouches***

While in Immendingen in southern Bavaria near the Swiss border, Clairville was able to work with Schellenberg on a small booklet with the shortened titles *Genres des Mouches/Gattungen der Fliegen*. As with the *Entomologie Helvétique*, Schellenberg again provided the plates but the text was not his. This can be seen in some of the wording given by the authors of the text when they are trying to decipher the illustrations that Schellenberg gave to them to be described. For example, Schellenberg illustrated plate XII (reproduced here as Fig. 4) with the genus labeled as *Noda* and it depicts two phorid flies [a little over 10 years later Latreille (1818: 606) synonymized *Noda* under *Phora*]. However, the text for plate XII (on page 16) has the page heading as the genus “*Ceroplatus*” and the first line of text states: “Les mouches figurées sur cette planche nous paroissent analogues à celle qui est nommée CEROPLATUS TIPULOIDES”, implying that the text authors were trying to identify as best they could the flies depicted on that plate by Schellenberg. They stated that the characters in the illustration seemed to fit the description of *Keroplatus* (and they followed the spelling of the genus by Fabricius as “*Ceroplatus*”) (see Fig. 5 for a reproduction of that text page). Without ever seeing a *Keroplatus*, the authors of the text obviously took a wild guess based only on vague characters given by Fabricius for the only known species of the genus. The introduction gives further evidence that Schellenberg was not an author of the text since it indicates the authors were working in isolation and did not have their original papers in order to make comparisons. This makes sense since Clairville was indeed working in isolation (in Immendingen, southern Germany, and away from his library in Winterthur). Clairville did have at least two Fabrician works with him, however: *Entomologica Systematica* (Vol. 4) (1794) and the recently published *Supplementa Entomologica* (1798). They were the only works cited in the text. The single Panzer citation listed was taken from Fabricius (1798).

In addition to having to make educated guesses about the identities of the Schellenberg illustrations, Clairville was not always in agreement with the names that Schellenberg proposed. He thus proposed names that in some cases differed from the names of taxa Schellenberg had labeled on the plates. The plates had already been engraved, so it was too late to redo them. Instead, Clairville wrote the text to exemplify better his ideas of Diptera classification and to propose names he preferred (e.g., for Schellenberg’s *Mira mucora*, Clairville proposed instead *Mira macrocera*, saying Schellenberg’s name *mucora* “made no sense”). This explains many of the discrepancies in names that exist between text and plates (see Table 1 for a list of these names).

**Table 1.** Discrepancies between plates and text in Schellenberg & Anonymii (1803).

<b>Plate</b>	<b>Name on Plate</b>	<b>Name in text</b>	<b>Text pages</b>
2, fig. 2	<i>Thereva subcoleoptera</i>	<i>Thereva hemiptera</i>	48, 49
3, fig. 3	<i>Musca lateralis</i>	<i>Musca compressa</i>	62, 63
5, fig. 1	<i>Musca flava</i>	<i>Musca fimetaria</i>	62, 63
8, fig. 2	<i>Syrphus putescens</i>	<i>Syrphus pellucens</i>	52, 53
10, fig. 1	<i>Syrphus conospeus</i>	<i>Syrphus laetus</i>	52, 53
12	<i>Noda</i>	<i>Ceroplatus niger</i>	16, 17
14	<i>Mira mucora</i>	<i>Mira macrocera</i>	68, 69
16	<i>Mulio dentipes</i>	<i>Mulio sphegeus</i>	46, 47



**Figure 4 (left).** Plate XII of *Genres des Mouches* depicting the genus *Noda*. **Figure 5 (right).** Text page 16 of *Genres des Mouches* dealing with the description of the insects on Plate XII, but describing them as species of "*Ceroplatus*".

If Clairville was working in isolation as he indicated, then how did he obtain the plates from Schellenberg and how did the text get back to Schellenberg or the publisher in Zürich? Since logic might indicate that it would prove dangerous and foolish to risk smuggling plates to a refugee across the border and to smuggle plates and text back across the other way, it seems more probable that Schellenberg had completed these plates before Clairville fled to Germany. Clairville returned to Switzerland in late 1803 and the publisher in Zürich was able to print the work before the end of the year. Moreover, Schellenberg was not in contact with Clairville and, due to a lack of commissions from publishers for insect paintings, was forced to leave Winterthur for a few months in late 1800 to find work in Bern where he made handkerchief designs and watercolors of fruits and cereals (Thanner 1987). Thus, there was probably not much interchange of correspondence between the two during this time and Clairville had the publisher print the booklet as soon as he got back to Switzerland, maybe even without informing Schellenberg.

### Return to Switzerland

After returning to Winterthur in late 1803, Clairville continued his natural history publications, but still maintained anonymous authorship of his works. The first of these was a completion of Rousseau's "*Le botaniste sans maître ...*" (Clairville 1805) where he used the pseudonym "M. de C. [Monsieur de Clairville]" The second volume of *Entomologie Helvétique* was also in progress, but Schellenberg was now ill with gout and, after several strokes eventually died in August 1806, with his friend Clairville nearby (Thanner 1987). Schellenberg had made the illustrations, but Clairville employed two engravers, Schellenberg's son, Ulrich Schellenberg, and Franz Hegui, to complete the necessary illustrations and the finished work came out some time in late 1806.

With his close-friend in entomological publishing gone, Clairville went back to publishing botanical works (e.g., Clairville 1811; the title page of which identifies him as the author of *Entomologie Helvétique*). His wife Isabella died in 1815 and Clairville soon wedded another English-born woman, this time the much younger Emely Norman (47 years younger than Clairville). In his memoirs, the botanist de Candolle said of Clairville, whom he saw in late July 1830, only a few days before Clairville died:

"Il [Clairville] était retiré dans une jolie campagne, avec une jeune et jolie femme Anglaise qui malgré son grand âge l'avait épousé, ce dont il semblait très-fier et très-heureux"[Clairville had retired to the beautiful countryside with a pretty young English woman who, despite his great age, had married him, of which he seemed very proud and very happy] (Candolle 1862: 358).

One of his last endeavors, the *Manuel de l'amateur des oiseaux de volière* (Clairville 1825), was a French translation of *Naturgeschichte der Stubenvögel* (Bechstein, 1795). In addition, Walckenaer (1839) listed an unpublished geographical manuscript of Clairville on the ancient routes of the Winterthur region, so his interests were indeed varied. Clairville died in Winterthur on 31 July 1830, only a week after de Candolle saw him as happy and proud with his young wife. His private library was bequeathed to the Stadtsbibliothek in Winterthur, his herbarium is in the University of Zürich, and his beetles are in the Naturhistorisches Museum in Basel.

### A note on anonymous authorship

Publishing anonymously was not infrequent in the Francophone countries of Europe and especially during the French Revolution. Either no author at all was given on the title page or sometimes a first initial and/or asterisks (e.g., M. de C., C\*\*\*; Comte de M\*\*\*, etc.). Many of these authors were aristocrats or royalists and (during the French Revolution) desired to keep their names from becoming public for fear of retribution by the citizenry or the National Assembly. Clairville might have been a royalist or a member of the nobility (the "de" usually indicating an ennobled title) or he simply did not want to be known to creditors or for other reasons altogether. But there had to be some political reason for his wanting to evade Napoleon's troops when they came though Switzerland. Other colleagues such as Roemer, Sulzer, and Schellenberg in Winterthur and nearby Swiss towns remained in Switzerland during the battles and resulting occupation. Clairville even wrote to Sir Joseph Banks from Erlangen, Germany, in 1800 explaining that he had had to abandon all his books and belongings when the French invaded (Dawson 1958) and was hoping to get a good reference from Banks to support a potential posting as Director of the natural history cabinet of the King of Hanover. But apparently Banks was not aware of who this writer was and needed some assistance from the botanist Rev. Paul Martyn, who informed him of Clairville's works (publishing anonymously can definitely have its negative consequences!).

Clairville was the author of a number of anonymous works on Swiss natural history and it is thus no surprise that he was discovered through his correspondence with colleagues as having been one of the two anonymous “amateurs” of Schellenberg & Anonymii’s (1803) work.

### Authorship of new taxa in the 1803 work

Clairville has definitively been identified in a number of works as the primary author of the French text of the *Genres des mouches*. However, as to who the second anonymous author was (responsible for the German text), all the evidence points to Clairville’s close friend, Deacon Luzius Pol. The correspondence of Schellenberg, Clairville and Pol makes no mention of anyone else who might have had a hand in translating the French into German; and Pol was already known to have helped Clairville in the past with this task.

In any case, neither Clairville, Pol (nor anyone else who has been previously, or will be subsequently, identified as having been responsible for the French and/or German text) can be considered authors of the new names made available in the 1803 work. According to the ICZN *Code*, external evidence cannot be used to determine authorship, so the authorship formula must be as Kerzhner (2008) has indicated: all names only on the plates (e.g., *Noda*) are “Schellenberg in Schellenberg & Anonymii, 1803”; all names only in the text and not on the plates (e.g., *Thereva hemiptera*) are “Anonymii in Schellenberg & Anonymii, 1803”; and those names both in the text and plates (e.g., *Cona* and *Mira*) are “Schellenberg & Anonymii, 1803”.

### Acknowledgments

Peter Nagel and Ruth Kirmser of the University of Basel, Switzerland, are thanked for helping me obtain biographical literature on Clairville. Adrian Pont kindly reviewed the manuscript. Chris Thompson stoked my initial interest in the “*deux amateurs*” many years ago when he showed me his copy of the 1803 work and explained the mystery of the two unnamed writers. Thanks for that, Chris; this one is for you.

### References

- Balmer, H. (1980) Winterthurer Naturforscher und Techniker von 1850. *Annuaire de la Société helvétique des sciences naturelles. Partie scientifique*. 160(1): 19–41.
- Bechstein, J.M. (1795) *Naturgeschichte der Stubenvögel*. C.W. Ettinger, Gotha. 498 pp.
- Candolle, A.-P. de (1862). *Mémoires et souvenirs (1778–1841)*. J. Cherbuliez, Geneva. xvi + 599 pp.
- Clairville, J.P. de (1791–1794) *Plantes et arbustes d’agrément ...* 4 vols. H. Steiner et Comp., Winterthur.
- Clairville, J.P. de (1798) *Entomologie Helvétique ... /Helvetische Entomologie. ...* Vol. 1. Orell, Füssli et Co., Zürich. 149 + 4 pp., 16 pls.
- Clairville, J.P. de (1805) *Le botaniste sans maître, ou manière d’apprendre seul la botanique au moyen de l’instruction commencé par J.J. Rousseau. Continué et complété dans la même forme par M. de C. Levrault, Schoell et Comp., Paris & Steiner-Ziegler, Winterthour*. xxiv + 297 pp.
- Clairville, J.P. de (1806) *Entomologie Helvétique ... /Helvetische Entomologie. ...* Vol. 2. Orell, Füssli et Co., Zürich. xliii + 247 + 1 pp., 32 pls.
- Clairville, J.P. de (1811) *Manuel d’herborisation en Suisse et en Valais....* Steiner-Ziegler, Winterthur. xxvii + 382 + [2] pp.
- Clairville, J.P. de (1825) *Histoire naturelle des oiseaux de chambre*. J.J. Paschoud, Geneva & Paris. 736 pp.
- Dawson (1958) *The Banks letters. A calendar of the manuscript correspondence of Sir Joseph Banks preserved in the British Museum, the British Museum (Natural History), and other collections in Great Britain*. British Museum (Natural History), London. xlii + 964 pp.



- Evenhuis, N.L. (1997) *Litteratura Taxonomica Dipteriorum (1758–1930)* .... 2 vols. Backhuys Publishers, Leiden. x + 871 pp.
- Fabricius, J.C. (1819) Autobiographie des Naturforschers Fabricius. *Kieler Blätter*, 1819(1): 88–117.
- Fuchs, H.P. (1988) Histoire de la botanique en Valais: I. 1539–1900. *Bulletin de la Murithienne, Société Valaisanne de Sciences Naturelles* 106: 119–168.
- Geilfus, G., editor. (1866) *Briefe von Wolfgang Dietrich Sulzer, weiland Stadtschreiber von Winterthur*. S. Bleuler-Hausheer, Winterthur. 34 pp.
- Geilinger, G. (1932) Joseph Philippe de Clairville. Botaniker und Entomolog 1742–1830. *Mitteilungen der Naturwissenschaftlichen Gesellschaft in Winterthur* 19: 255–291.
- Hagen, H.A. (1863) *Bibliotheca entomológica. Die Litteratur über das ganze Gebiet der Entomologie bis zum Jahre 1862*. Vol. II. N–Z. W. Engelmann, Leipzig. 512 pp.
- Horn, W. & Schenkling, S. (1929) *Index litteraturae entomologicae. Serie I: Die Welt-Literatur über die gesamte Entomologie bis inklusiv 1863*. Band IV. Schaum–Zwinger und Nachtrag. W. Horn, Berlin. Pp. 1057–1426.
- Jenny, R., editor. (1974) *Handschriften aus Privatbesitz im Staatsarchiv Graubünden. Repertorium mit Regesten*. Calven-Verlag, Chur, Switzerland. 793 pp.
- Kerzhner, I. (2008) Authorship of scientific (Latin) names of animals. *Entomologicheskoe Obozrenie* 87: 241–254.
- Latreille, P.A. (1818) Phore, *Phora*, Latr., p. 606. In: *Nouveau dictionnaire d'histoire naturelle... . Nouvelle édition ...*. Tome XXV. “1817”. Déterville, Paris. 610 pp.
- Nissen, C. (1969) *Die zoologische Buchillustration*. Band I: Bibliographie. Part IV. A. Hiersemann, Stuttgart. Pp. 401–666.
- Schellenberg, J.R. & Anonymii (1803) *Genres des mouches diptères représentées en XLII. planches projetées et dessinées par Mr. J.R. Schellenberg, et expliquées par deux amateurs de l'entomologie. Gattungen der Fliegen in XLII. Kupfertafeln entworfen und gezeichnet von J.R. Schellenberg, und erklärt durch zwey Liebhaber der Insektenkunde*. Orell, Feussly and C<sup>ie</sup>, Zurich. xiii + 14–95 + [1] pp., 42 pls.
- Schmutz, H.-K. (1987) Johann Rudolf Schellenberg und sein wissenschaftliches Umfeld, pp. 183–208. In: Thanner, B. (ed.), *Johann Rudolf Schellenberg. Der Künstler und die naturwissenschaftliche Illustration im 18. Jahrhundert*. Stadtbibliothek, Winterthur.
- Thanner, B. (1987) Johann Rudolf Schellenberg und die schweizerische Buchillustration im Zeitalter der Aufklärung, pp. 7–181. In: Thanner, B. (ed.), *Johann Rudolf Schellenberg. Der Künstler und die naturwissenschaftliche Illustration im 18. Jahrhundert*. Stadtbibliothek, Winterthur.
- Usteri, P. (1797) [Book reviews]. *Annalen der Botanik* 21: 99–101.
- Walckenaer, C.A. (1839) *Géographie ancienne historique et comparée des Gaules cisalpine et transalpine, suivies de l'analyse géographique des itinéraires anciens*. Tome premier. P. Dufart, Paris. [2] + 566 pp.
- Wilson, J. (1835) Entomology, pp. 59–301. In: *Encyclopedia Britannica*. Seventh edition. A. and C. Black, Edinburgh.

\*\*\*\*\*

## MEETING NEWS



### 8th International Congress of Dipterology

[www.icd8.org](http://www.icd8.org)

10-15 August, 2014, Potsdam, Germany

Editor's Note – I'm sure many of you are anxiously awaiting August for this most excellent of meetings! No report was submitted for the upcoming Congress, but you can visit the website, or see the previous issues of *Fly Times* for extensive information.

\*\*\*\*\*



### 8th International Symposium on Syrphidae

[www.iss8.zfmk.de](http://www.iss8.zfmk.de)

4-8 June, 2015, Monschau, Germany

Ximo Mengual and Björn Rulik, ISS8 Organizing Committee

Zoologisches Forschungsmuseum Alexander Koenig  
Adenauerallee 160, D-53113, Bonn, Germany; [x.mengual@zfmk.de](mailto:x.mengual@zfmk.de)

We cordially invite you to attend the 8th International Symposium on Syrphidae (ISS8). In this occasion, the ISS8 will take place in the heart of Europe, in the historic town of Monschau (Germany) from 4<sup>th</sup> to 8<sup>th</sup> of June 2015. This symposium focused on Flower flies promotes the engagement that stimulates new research collaborations and the delight of sharing experiences on Syrphidae.

#### Location

Monschau preserves the magic of the old German cities with many half-timbered houses and narrow streets, which have remained nearly unchanged for 300 years. Located in the middle of the Eifel region of western Germany, in the narrow valley of the Rur River, the city of Monschau offers nature and culture and it is a popular destination for tourists.

The symposium will be held in the Carat Hotel with its pleasant and distinguished atmosphere. All the sessions and accommodation will be in the Carat Hotel, for which the organizers have a special price.

### Transportation

Monschau is literally in the middle of the continental Europe, bordering with Belgium and not far away from Luxembourg. Due to its privileged location, there are many ways to get there.

If you come by car, you only have to follow your GPS system and use the Catar Hotel address:

Laufenstraße 82  
52156 Monschau  
Germany

If you fly, you should know that the nearest major airport is Maastricht Aachen Airport (MST / EHBK). This airport has international flights from Maastricht (Netherlands) and is 84 km from the center of Monschau (Germany). Another major airport is Cologne-Bonn Airport (CGN / EDDK), which has international and domestic flights from Cologne, and is 101 km from Monschau.

Transport from Zoologisches Forschungsmuseum Alexander Koenig (ZFMK), in Bonn (Germany) to Monschau and vice versa will be organized. This transport will leave on June 4<sup>th</sup> from Bonn and will come back to Bonn on 8<sup>th</sup> June. Bonn city is easy to reach by train from Cologne-Bonn Airport or from Düsseldorf International Airport (DUS / EDDL). Please visit the website of the Deutsche Bahn for further details: <http://www.deutschebahn.com/en/start.html>

### Registration

Registration fee will be estimated based on the available funds. Further details will be posted soon. At this time, we ask you to complete and return the 'interest form' to receive further information about the ISS8 and to assist us in planning ahead for the symposium. This is very important for us to plan better the symposium and to raise funds, which will help students and colleagues to come, as well as to have a lower registration fee.

### Preliminary Program

The scientific program will include different sessions on: Faunistics and Biogeography; Systematics and Phylogenetics; Biology and Ecology; Accelerated Biodiversity Assessment and Conservation; and Integrated Pest Management and Biocontrol. Below you can find a preliminary schedule of the ISS8.

Day / Time	Thursday June 4 <sup>th</sup>	Friday June 5 <sup>th</sup>	Saturday June 6 <sup>th</sup>	Sunday June 7 <sup>th</sup>	Monday June 8 <sup>th</sup>
8:30 - 9:00		Opening	Opening	Opening	Excursion
9:00 - 12:30		Symposium	Symposium	Symposium	
12:30 - 13:30		Lunch	Lunch	Lunch	
14:00 - 17:00	Arrival	Symposium	Symposium	Symposium	
17:00 - 19:00	Registration				
19:30 - 21:30	Welcome Dinner		Banquet		

### Excursion

On Monday June 8<sup>th</sup> 2015, and after we leave Monschau, we will organize a field excursion most probably to the Eifel National Park (<http://www.nationalpark-eifel.de/go/eifel/german.html>). Further details (excursion fee and final places) will be posted soon.

**Important dates**

Until July 31<sup>st</sup> 2014: Registration of interest

Autumn 2014: Open Registration

June 4<sup>th</sup> - 7<sup>th</sup> 2015: Symposium ISS8

June 8<sup>th</sup> 2015: Field excursion

For questions or suggestions you can reach us at: [syrphidae8@gmail.com](mailto:syrphidae8@gmail.com)

All this information and more is available at [www.iss8.zfmk.de](http://www.iss8.zfmk.de)

We invite you to attend the ISS8 and contribute to the scientific program by presenting your research. Come and meet colleagues, get informed, exchange ideas, and have fun! We look forward to meeting you all in Monschau.

\*\*\*\*\*

**Diptera on ICE?**

Gail E. Kampmeier\*

Illinois Natural History Survey, Prairie Research Institute, University of Illinois  
1816 South Oak Street, Champaign, IL 61820; [gkamp@illinois.edu](mailto:gkamp@illinois.edu)

The Entomological Society of America will be hosting the International Congress of Entomology (ICE) in Orlando, Florida, 25-30 September 2016 <http://ice2016orlando.org/>. It has been over 25 years since the ICE was hosted in North America and it will have been 40 years since the U.S. last hosted the Congress. The theme for the upcoming meeting is *Entomology without Borders*.

What does this mean to the Diptera community? With such a diverse group of insects and people studying them, we have the opportunity have a major impact on the [Scientific Program](#) by

- Nominating one of the daily plenary speakers (nominations due 1 October, 2014)
- Organizing a symposium related to one of [30 identified scientific sections](#)\* (deadline 2 March 2015)
- Hosting an event or function (submission site open Sept. 2014; deadline 29 Feb. 2016)
- Submitting a 15-minute scientific paper or poster\*\* (submission site open Nov. 2014; deadline 1 February 2016) related to 30 identified scientific sections

The *Fly Times*, FaceBook's Diptera group, Diptera.info, and numerous other blogs introduce us to one another remotely and the upcoming 2014 International Congress of Dipterology will provide many with the pleasure of meeting in person. Please consider taking advantage of one or more of the options above to highlight the amazing diversity of this group of insects and the connections among those who study them. If you have further questions, please contact me at [gkamp@illinois.edu](mailto:gkamp@illinois.edu).

\*I am a [Section Convener](#) for 5. Biodiversity, Biogeography and Conservation Biology, but Diptera are also important in many other Sections. These Sections do not correspond to those found in the Entomological Society of America.

\*\*Note that regardless of submission type, all presenters are limited to a single presentation at the ICE.

\*\*\*\*\*

## OPPORTUNITIES

---

### Postdoctoral Fellowship Opportunity Australian Biological Resources Study - Stratiomyidae

David K. Yeates

Director, Australian National Insect Collection, CSIRO Ecosystem Sciences  
& Adjunct Professor, The Australian National University, Australia; [David.yeates@csiro.au](mailto:David.yeates@csiro.au)

Norm Woodley and I would like to announce a 3-year, Australian Biological Resources Study (ABRS) postdoctoral fellowship to study the relationships and generic classification of the Australian Stratiomyidae. The successful candidate will be based in the Australian National Insect Collection, Canberra. The position includes a salary of \$78,000 plus retirement benefits and 4 weeks leave a year. The successful candidate will be highly motivated and have a PhD in entomology and experience in molecular and morphological insect systematics.



The postdoctoral fellowship includes field work and travel to major institutions in the USA and Europe. Potential applicants should contact David Yeates.

\*\*\*\*\*

### Traveling near Riverside, California? Come visit the museum!

John Hash

Department of Entomology University of California  
900 University Ave, Riverside, CA, USA 92521; [jhash001@ucr.edu](mailto:jhash001@ucr.edu)

Next time you visit Southern California or Arizona, plan to spend a few days in the UCR Entomology Research Museum collection. Friends of the Entomology Research Museum (FERM) is offering Visiting Curator Awards (up to \$750) to help offset travel costs related to working in our collection. We have significant holdings in Tachinidae, Anthomyiidae, Sarcophagidae, and Syrphidae that want attention, but would be equally happy to





invite someone to spend time working through our copious, unsorted Schizophora. For more information on FERM and how to apply, please visit <http://entmuseum.ucr.edu> or [https://entmuseum.ucr.edu/visiting\\_scholars.htm](https://entmuseum.ucr.edu/visiting_scholars.htm). You can also contact John Hash (FERM President) or Doug Yanega (FERM Secretary, [dyanega@ucr.edu](mailto:dyanega@ucr.edu)) if you have any further questions.

\*\*\*\*\*

## DIPTERA ARE AMAZING!

---

Thank you very much to Bob Parks for sending this excellent photograph for your viewing pleasure! This is the asilid *Efferia rapax* (Osten Sacken) feeding on Reakirt's Blue, *Echinargus isola* (Reakirt). Bob photographed this scene at Garden Canyon, Huachuca Mountains, Fort Huachuca, Sierra Vista, Arizona. I encourage others to send their Diptera photographs for inclusion in this section!



## BOOKS AND PUBLICATIONS

---

As usual this round up of recent literature includes many excellent papers on the taxonomy, ecology and phylogeny of our favorite two-winged study subjects. There are also papers on: new ways of tying down flies; Diptera as tropical bioindicators; using cigarette butts to control mosquitoes; mimicry and survival in syrphids; biographies of several famous dipterists; the role of Diptera in Great Ape diet; deafness in sarcophagids; identifying people from mosquito bloodmeals; a number of ultrastructure and detailed morphological studies; the effects of plant diversity on Diptera; and footage of a ceratopogonid feeding on a mosquito. We hope that some of them prove interesting.

If we have not included a paper that you think should have been here please feel free to pass it along to Chris ([chris.borkent@gmail.com](mailto:chris.borkent@gmail.com)) and we will include it in the next issue. Unfortunately the online resources do not always catch everything and are a couple of months behind. We also apologize for the missing diacritics in some author's names, unfortunately this is a product of searching in Zoological Record and Web of Science, where they are removed.

Enjoy!

- Acurio, A., Rafael, V., Céspedes, D. and Ruiz, A. 2013. Description of a new spotted-thorax *Drosophila* (Diptera: Drosophilidae) species and its evolutionary relationships inferred by a cladistic analysis of morphological traits. *Annals of the Entomological Society of America* **106**(6): 695-705. doi:10.1603/an13028.
- Amaral, H.L.D., Bergmann, F.B., Silveira, T., dos Santos, P.R.S. and Kruger, R.F. 2013. *Pseudolynchia canariensis* (Diptera: Hippoboscidae): distribution pattern and phoretic association with skin mites and chewing lice of *Columba livia* (Aves: Columbidae). *Journal of Natural History* **47**(47-48): 2927-2936. doi:10.1080/00222933.2013.791939.
- Ament, D.C. 2014. Taxonomic revision of the genus *Chaetocnemistoptera* Borgmeier (Diptera: Phoridae), with the description of five new species. *Zootaxa* **3753**(4): 301-322.
- Ament, D.C., Freiria, G.A., da Rocha, L.C., del Lama, M.A. and Garofalo, C.A. 2014. A scientific note on the first records of *Melaloncha* Brues, 1904 (Diptera: Phoridae) parasitizing Euglossini and Centridini bees. *Apidologie* **45**(2): 266-268. doi:10.1007/s13592-013-0246-1.
- Amorim, D.D. and Oliveira, S.S. 2013. Types of Neotropical Mycetophilidae (Diptera) at the Natural History Museum collection, London. *Zootaxa* **3726**(1): 1-119.
- Arimoto, H., Kaya, H.K. and Lewis, E.E. 2014. Measuring the duration and frequency of wing beat of *Musca autumnalis* (Diptera: Muscidae) using a novel tether method. *Canadian Entomologist* **146**(1): 106-110. doi:10.4039/tce.2013.54.
- Arthurs, S.P., Tofangsazi, N. and Cherry, R. 2013. Attraction of lovebugs (Diptera: Bibionidae) to visual and olfactory stimuli. *Journal of Entomological Science* **48**(4): 291-298.
- Artigas, J.N. and Vieira, R. 2014. New genus and species of Neotropical robber flies (Diptera, Asilidae, Asilinae). *Zootaxa* **3774**(3): 282-288.
- Autio, O., Salmela, J. and Suhonen, J. 2013. Species richness and rarity of crane flies (Diptera, Tipuloidea) in a boreal mire. *Journal of Insect Conservation* **17**(6): 1125-1136.
- Awad, A.A., Ali, N.A. and Mohamed, H.O. 2014. Ultrastructure of the antennal sensillae of male and female peach fruit fly, *Bactrocera zonata*. *Journal of Insect Science* **14**.
- Bachtold, A. and Del-Claro, K. 2013. Predatory behavior of *Pseudodorus clavatus* (Diptera, Syrphidae) on aphids tended by ants. *Revista Brasileira De Entomologia* **57**(4): 437-439. doi:10.1590/s0085-56262013005000030.

- Baldacchino, F., Porciani, A., Bernard, C. and Jay-Robert, P. 2014. Spatial and temporal distribution of Tabanidae in the Pyrenees Mountains: the influence of altitude and landscape structure. *Bulletin of Entomological Research* **104**(1): 1-11. doi:10.1017/s0007485313000254.
- Bartak, M., Plant, A. and Kubik, S. 2013. Species of *Bicellaria* (Diptera: Hybotidae) from Asia. *Zootaxa* **3710**(3): 233-256.
- Batista-da-Silva, J.A. 2014. Effect of lunar phases, tides, and wind speed on the abundance of Diptera Calliphoridae in a mangrove swamp. *Neotropical Entomology* **43**(1): 48-52. doi:10.1007/s13744-013-0181-x.
- Behura Susanta, K., Singh, B.K. and Severson, D.W. 2013. Antagonistic relationships between intron content and codon usage bias of genes in three mosquito species: functional and evolutionary implications. *Evolutionary Applications* **6**(7): 1079-1089.
- Bellis, G., Dyce, A., Gopurenko, D., Yanase, T., Garros, C., Labuschagne, K. and Mitchell, A. 2014. Revision of the *Culicoides* (*Avaritia*) *imicola* complex Khamala & Kettle (Diptera: Ceratopogonidae) from the Australasian region. *Zootaxa* **3768**(4): 401-427.
- Bergmann, T., Rach, J., Damm, S., DeSalle, R., Schierwater, B. and Hadrys, H. 2013. The potential of distance-based thresholds and character-based DNA barcoding for defining problematic taxonomic entities by CO1 and ND1. *Molecular Ecology Resources* **13**(6): 1069-1081. doi:10.1111/1755-0998.12125.
- Biasi, C., Tonin, A.M., Restello, R.M. and Hepp, L.U. 2013. The colonisation of leaf litter by Chironomidae (Diptera): The influence of chemical quality and exposure duration in a subtropical stream. *Limnologia* **43**(6): 427-433. doi:10.1016/j.limno.2013.01.006.
- Blosser, E.M., Nishimura, N. and Lounibos, L.P. 2013. Testing developmental plasticity in aquatic larvae of *Corethrella appendiculata* (Diptera: Corethrellidae). *Annals of the Entomological Society of America* **106**(6): 810-817.
- Bopp, D., Saccone, G. and Beye, M. 2014. Sex determination in insects: Variations on a common theme. *Sexual Development* **8**(1-3): 20-28. doi:10.1159/000356458.
- Boucher, S. and Nishida, K. 2014. Description and biology of two new species of Neotropical *Liriomyza* Mik (Diptera, Agromyzidae), mining leaves of *Bocconia* (Papaveraceae). *Zookeys* **369**: 79-97.
- Boucher, S. and Wheeler, T.A. 2014. Neotropical Agromyzidae (Diptera) of the Mission Geodesique de l'Equateur: Becker (1920) revisited. *Zootaxa* **3779**(2): 157-176.
- Boykin, L.M., Schutze, M.K., Krosch, M.N., Chomic, A., Chapman, T.A., Englezou, A., Armstrong, K.F., Clarke, A.R., Hailstones, D. and Cameron, S.L. 2014. Multi-gene phylogenetic analysis of south-east Asian pest members of the *Bactrocera dorsalis* species complex (Diptera: Tephritidae) does not support current taxonomy. *Journal of Applied Entomology* **138**(4): 235-253. doi:10.1111/jen.12047.
- Briggs, D.E.G. 2013. A mosquito's last supper reminds us not to underestimate the fossil record. *Proceedings of the National Academy of Sciences of the United States of America* **110**(46): 18353-18354. doi:10.1073/pnas.1319306110.
- Brodin, Y., Ejdung, G., Strandberg, J. and Lyrholm, T. 2013. Improving environmental and biodiversity monitoring in the Baltic Sea using DNA barcoding of Chironomidae (Diptera). *Molecular Ecology Resources* **13**(6): 996-1004.
- Cabrini, I., Grella, M.D., Andrade, C.F.S. and Thyssen, P.J. 2013. Richness and composition of Calliphoridae in an Atlantic Forest fragment: implication for the use of dipteran species as bioindicators. *Biodiversity and Conservation* **22**(11): 2635-2643. doi:10.1007/s10531-013-0545-x.
- Cardoso, G.A., Mاتيولli Cleverson, C., Lima de Azeredo-Espin Ana, M. and Torres Tatiana, T. 2014. Selection and validation of reference genes for functional studies in the Calliphoridae family. *Journal of Insect Science (Tucson)* **14**: 1-15.

- Carrejo, N., Diaz, A.E. and Woodley, N.E. 2013. A new species of *Lixophaga* Townsend (Diptera: Tachinidae) from Colombia, a parasitoid of *Neoleucinodes elegantalis* (Guenee) (Lepidoptera: Crambidae). *Zootaxa* **3737**(1): 68-76.
- Carvalho, F.S., de Sousa, J.R.P. and Esposito, M.C. 2014. New species and new records of *Dexosarcophaga* Townsend (Diptera: Sarcophagidae) from Brazil with a key to species of the subgenus *Bezzisca*. *Neotropical Entomology* **43**(1): 63-67. doi:10.1007/s13744-013-0178-5.
- Cazorla, C.G., Diaz, F., Marino, P.I., Spinelli, G.R. and Ronderos, M.M. 2013. New contributions to the knowledge of the immatures of *Stilobezzia punctulata* Lane and *Stilobezzia fiebrigi* Kieffer (Diptera: Ceratopogonidae). *Zootaxa* **3745**(1): 93-99.
- Cepeda-Pizarro, J., Christian, G.A., Carlos, Z.R. and Pizarro-Araya, J. 2013. Comparison of efficiency of Barber and Malaise traps to study the biodiversity of Hexapoda of Andean peatlands. *Idesia* **31**(4): 103-109.
- Cerretti, P., Lo, G.G. and O'Hara, J.E. 2014. A new *Loewia* Egger (Diptera: Tachinidae) from Turkey, with taxonomic and nomenclatural remarks on congeners. *Zootaxa* **3754**(4): 450-460.
- Cerretti, P., O'Hara, J.E., Wood, D.M., Shima, H., Inclan, D.J. and Stireman, J.O. 2014. Signal through the noise? Phylogeny of the Tachinidae (Diptera) as inferred from morphological evidence. *Systematic Entomology* **39**(2): 335-353. doi:10.1111/syen.12062.
- Chapple, D.G. and Ritchie, P.A. 2013. A retrospective approach to testing the DNA barcoding method. *Plos One* **8**(11). doi:10.1371/journal.pone.0077882.
- Chen, X.L., Wang, X.J. and Zhu, C.D. 2013. New species and records of Trypetinae (Diptera: Tephritidae) from China. *Zootaxa* **3710**(4): 333-353.
- Cherian, P.T. 2013. The genus *Pseudogaurax* Malloch (Diptera: Chloropidae) from India with description of five new species. *Oriental Insects* **47**(4): 203-217. doi:10.1080/00305316.2013.871817.
- Coelho, M.S., Carneiro, M.A.A., Branco, C., Borges, R.A.X. and Fernandes, G.W. 2013. Gall-inducing insects from Campos de Altitude, Brazil. *Biota Neotropica* **13**(4): 139-151.
- Conflitti, I.M., Pruess, K.P., Cywinska, A., Powers, T.O. and Currie, D.C. 2013. DNA barcoding distinguishes pest species of the black fly genus *Cnephia* (Diptera: Simuliidae). *Journal of Medical Entomology* **50**(6): 1250-1260.
- Curic, G., Hercog, R., Vrselja, Z. and Wagner, J. 2014. Identification of person and quantification of human DNA recovered from mosquitoes (Culicidae). *Forensic Science International-Genetics* **8**(1): 109-112. doi:10.1016/j.fsigen.2013.07.011.
- Da Mata, R.A. and Tidon, R. 2013. The relative roles of habitat heterogeneity and disturbance in drosophilid assemblages (Diptera, Drosophilidae) in the Cerrado. *Insect Conservation and Diversity* **6**(6): 663-670. doi:10.1111/icad.12020.
- da Silva, F.L., de Oliveira, C.S.N. and Trivinho-Strixino, S. 2014. *Metapelopia corbii* gen. n., sp n., a new Tanypodinae (Diptera: Chironomidae) from the Neotropical Region. *Annales De Limnologie-International Journal of Limnology* **50**(1): 85-95. doi:10.1051/limn/2014002.
- da Silva, F.L., Ekrem, T. and Fonseca-Gessner, A.A. 2013. DNA barcodes for species delimitation in Chironomidae (Diptera): a case study on the genus *Labrundinia*. *Canadian Entomologist* **145**(6): 589-602. doi:10.4039/tce.2013.44.
- Da Silva, F.L., Fonseca-Gessner, A.A. and Ekrem, T. 2014. A taxonomic revision of genus *Labrundinia* Fittkau, 1962 (Diptera: Chironomidae: Tanypodinae). *Zootaxa* **3769**(1): 1-185.
- Davies John, B. 2014. An update to the world distribution list of the vernacular or common names given to Simuliids, with a note on the watercress fly. *British Simuliid Group Bulletin* **41**: 6-8.
- de Oliveira, C.S.N., da Silva, F.L. and Trivinho-Strixino, S. 2014. Four new species of *Clinotanypus* Kieffer, 1913 (Diptera: Chironomidae: Tanypodinae) from Neotropical region. *Journal of Natural History* **48**(5-6): 317-343. doi:10.1080/00222933.2013.825019.



- de Oliveira, C.S.N., Da Silva, M.A.N. and Gessner, A.A.F. 2013. Neotropical *Ablabesmyia* Johannsen (Diptera: Chironomidae, Tanypodinae)-Part I. Zootaxa **3733(1)**: 3-+.
- de Silva, P. and Bernal, X.E. 2013. First report of the mating behavior of a species of frog-biting midge (Diptera: Corethrellidae). Florida Entomologist **96(4)**: 1522-1529.
- de Silva, P., Jaramillo, C. and Bernal, X.E. 2014. Feeding site selection by frog-biting midges (Diptera: Corethrellidae) on anuran hosts. Journal of Insect Behavior **27(3)**: 302-316. doi:10.1007/s10905-013-9428-y.
- de Sousa, V.R. and Couri, M.S. 2014. Redescription of *Japanagromyza inferna* Spencer, first recorded from Brazil, and a key to the Neotropical species of *Japanagromyza* Sasakawa (Diptera, Agromyzidae). Zookeys(**374**): 45-55. doi:10.3897/zookeys.374.6188.
- Denlinger, D.L. and Armbruster, P.A. 2014. Mosquito diapause. In Annual Review of Entomology, Vol 59, 2014. Edited by M. R. Berenbaum. Annual Reviews, Palo Alto. pp. 73-U691.
- Dennis, D.S. and Barnes, J.K. 2013. The pupal case of the Nearctic robber fly, *Proctacanthus brevipennis* (Wiedemann, 1828) (Diptera: Asilidae). Proceedings of the Entomological Society of Washington **115(4)**: 316-324. doi:10.4289/0013-8797.115.4.316.
- Dick, C.W. and Dittmar, K. 2014. Parasitic bat flies (Diptera: Streblidae and Nycteribiidae): Host specificity and potential as vectors. In Bats. Edited by S. Klimpel, H. Mehlhorn. Springer-Verlag Berlin, Berlin. pp. 131-155.
- Dieng, H., Rajasaygar, S., Ahmad, A.H., Ahmad, H., Rawi, C.S.M., Zuharah, W.F., Satho, T., Miake, F., Fukumitsu, Y., Saad, A.R. and others. 2013. Turning cigarette butt waste into an alternative control tool against an insecticide-resistant mosquito vector. Acta Tropica **128(3)**: 584-590. doi:10.1016/j.actatropica.2013.08.013.
- Dikow, T. and Grimaldi, D.A. 2014. Robber flies in Cretaceous ambers (Insecta: Diptera: Asilidae). American Museum Novitates(**3799**): 1-19.
- Dohm, P., Kovac, D., Freidberg, A., Rull, J. and Aluja, M. 2014. Basic biology and host use patterns of tephritid flies (Phytophaginae: Acanthoneurini, Dacinae: Gastrozonini) breeding in bamboo (Poaceae: Bambusoideae). Annals of the Entomological Society of America **107(1)**: 184-203. doi:10.1603/an13083.
- Dos Santos, C.B. and Curler, G.R. 2014. Four new species of *Tonnoira* Enderlein (Diptera: Psychodidae: Psychodinae) from the Brazilian Atlantic forest. Zootaxa **3760(3)**: 463-470.
- dos Santos, T.V., Pinheiro, M.S.B. and de Andrade, A.J. 2014. Catalogue of the type material of Phlebotominae (Diptera, Psychodidae) deposited in the Instituto Evandro Chagas, Brazil. Zookeys(**395**): 11-21. doi:10.3897/zookeys.395.6417.
- Duan, Y., Wu, R.H., Jiang, Y.L., Li, T., Wu, Y.Q. and Luo, L.Z. 2013. Substitution bias and evolutionary rate of mitochondrial protein-encoding genes in four species of Cecidomyiidae. Russian Journal of Genetics **49(12)**: 1183-1189.
- Durango, Y. and Ramirez-Mora, M. 2013. New species of *Fannia* Robineau-Desvoidy (Diptera: Fanniidae) from Colombia. Zootaxa **3750(4)**: 389-395.
- Easley, J.L. and Hassall, C. 2014. Field estimates of survival do not reflect ratings of mimetic similarity in wasp-mimicking hover flies. Evolutionary Ecology **28(2)**: 387-396.
- Ekvall Mikael, T., Bianco, G., Linse, S., Linke, H., Backman, J. and Lars-Anders, H. 2013. Three-Dimensional tracking of small aquatic organisms using fluorescent nanoparticles. Plos One **8(11)**: e78498, 78491-78498.
- Evenhuis, N.L. 2013. New microbombyliids (Diptera: Mythicomyiidae) from Eocene Baltic and Rovno ambers, with notes on previously described amber species. Zootaxa **3731(3)**: 371-380.
- Fartyal, R.S., Gao, J.J., Toda, M.J., Hu, Y.G., Takano, K.T., Suwito, A., Katoh, T., Takigahira, T. and Yin, J.T. 2013. *Colocasiomyia* (Diptera: Drosophilidae) revised phylogenetically, with a new species group having peculiar lifecycles on monstroid (Araceae) host plants. Systematic Entomology **38(4)**: 763-782. doi:10.1111/syen.12027.

- Ferro, G.B. and de Carvalho, C.J.B. 2014. A pictorial key and diagnosis of the Brazilian genera of Micropezidae (Diptera, Neriioidea). *Revista Brasileira De Entomologia* **58**(1): 52-62. doi:10.1590/s0085-56262014000100009.
- Figuero, M.L. and Rafael, V. 2013. Description of three new species of *Drosophila* (Diptera, Drosophilidae) in Ecuador. *Iheringia Serie Zoologia* **103**(3): 246-254.
- Flegr, J. 2013. Why *Drosophila* is not *Drosophila* any more, why it will be worse and what can be done about it. *Zootaxa* **3741**(2): 295-300.
- Floss, E.C.S., Secretti, E., Kotzian, C.B., Spies, M.R. and Pires, M.M. 2013. Spatial and temporal distribution of non-biting midge larvae assemblages in streams in a mountainous region in southern Brazil. *Journal of Insect Science* **13**.
- Foldesi, R. and Kovacs-Hostyanszki, A. 2014. Hoverfly (Diptera: Syrphidae) community of a cultivated arable field and the adjacent hedgerow near Debrecen, Hungary. *Biologia* **69**(3): 381-388. doi:10.2478/s11756-013-0315-y.
- Foster, G.A. and Mathis, W.N. 2012. A Revision of the Nearctic species of the Genus *Trixoscelis* Rondani (Diptera: Heleomyzidae: Trixoscelidinae). *Smithsonian Contributions to Zoology* **637**: 1-128.
- Fresia, P., Azeredo-Espin, A.M.L. and Lyra, M.L. 2013. The phylogeographic history of the New World screwworm fly, inferred by approximate Bayesian computation analysis. *Plos One* **8**(10). doi:10.1371/journal.pone.0076168.
- Fu, Y., Fang, X. and Wang, X. 2013. Two species of *Thienemanniella* Kieffer from Oriental China (Diptera: Chironomidae: Orthocladinae). *Zootaxa* **3741**(3): 391-399.
- Fusari, L.M., Bellodi, C.F. and Lamas, C.J.E. 2014. A new species of sponge-dwelling *Oukuriella* (Chironomidae) from Brazil. *Zootaxa* **3764**(4): 418-426.
- Gagné, R.J. and M. Jaschhof. 2014. A Catalog of the Cecidomyiidae (Diptera) of the World. 3rd Edition. Digital version 2. Systematic Entomology Laboratory, Agricultural Research Service, U.S. Department of Agriculture U. S. National Museum, Washington, DC, USA.
- Galinskaya Tatiana, V. 2014. Two new species of the genus *Timia* (Diptera: Ulidiidae) with a key to species with microtrichose black scutellum. *Zootaxa* **3753**(6): 573-584.
- Gbedjissi, G.L. and Vala, J.C. 2014. Life-cycle of the Afrotropical snail-killing fly *Sepedon* (*Parasepedon*) *ruficeps* Becker, 1923. *African Invertebrates* **55**(1): 1-17.
- Geuverink, E. and Beukeboom, L.W. 2014. Phylogenetic distribution and evolutionary dynamics of the sex determination genes doublesex and transformer in insects. *Sexual Development* **8**(1-3): 38-49.
- Gharali, B., Evenhuis, N.L. and Almeida, J. 2013. World synopsis of described species of the genus *Platypygus* Loew (Diptera: Mythicomyiidae: Platypyginae). *Zootaxa* **3745**(2): 199-242.
- Gilka, W., Zakrzewska, M., Dominiak, P. and Urbanek, A. 2013. Non-biting midges of the tribe Tanytarsini in Eocene amber from the Rovno region (Ukraine): a pioneer systematic study with notes on the phylogeny (Diptera: Chironomidae). *Zootaxa* **3736**(5): 569-586.
- Golec, J.R., Hu, X.P., Ray, C. and Woodley, N.E. 2013. *Strongygaster triangulifera* (Diptera: Tachinidae) as a parasitoid of adults of the invasive *Megacopta cribraria* (Heteroptera: Plataspidae) in Alabama. *Journal of Entomological Science* **48**(4): 352-354.
- Goodman, K.R. and O'Grady, P. 2013. Molecular phylogeny and biogeography of the hawaiian crane flies *Dicranomyia* (Diptera: Limoniidae). *Plos One* **8**(9). doi:10.1371/journal.pone.0073019.
- Gorayeb, I.D. 2014. Tabanidae (Diptera) of Amazonia XXI. Descriptions of *Elephantotus* gen. n. and *E. tracueteuensis* sp n. (Diachlorini) from the Brazilian coast. *Zookeys*(395): 23-31. doi:10.3897/zookeys.395.7056.

- Grogan, W.I., Hribar, L.J. and Howarth, F.G. 2013. The Old World biting midge, *Forcipomyia (Lepidohelea) pulcherrima* SANTOS ABREU, new to the fauna of the United States (Diptera: Ceratopogonidae). Polish Journal of Entomology **82**: 287–302.
- Gruendler, B. and Antonovics, J. 2014. The mosquito: an eloquent defence of Linnaeus. Linnean **30(1)**: 11-15.
- Haarto, A. and Kahanpaa, J. 2013. Notes on Finnish Sphaeroceridae (Diptera) with description of the female of *Minilimosina tenera* Rohacek, 1983. Entomologica Fennica **24(4)**: 228-233.
- Haenke, S., Kovacs-Hostyanszki, A., Frund, J., Batary, P., Jauker, B., Tschardt, T. and Holzschuh, A. 2014. Landscape configuration of crops and hedgerows drives local syrphid fly abundance. Journal of Applied Ecology **51(2)**: 505-513. doi:10.1111/1365-2664.12221.
- Hakimian, S., Talebi, A.A., Gharali, B. and Evenhuis, N. 2014. A study of the genus *Empidideicus* Becker, 1907 (Diptera: Mythicomyiidae) in northern Iran, with description of a new species. Turkish Journal of Zoology **38(3)**: 257-262. doi:10.3906/zoo-1209-7.
- Halasa, Y.A., Shepard, D.S., Fonseca, D.M., Farajollahi, A., Healy, S., Gaugler, R., Bartlett-Healy, K., Strickman, D.A. and Clark, G.G. 2014. Quantifying the impact of mosquitoes on quality of life and enjoyment of yard and porch activities in New Jersey. Plos One **9(3)**. doi:10.1371/journal.pone.0089221.
- Hamad, I., Delaporte, E., Raoult, D. and Bittar, F. 2014. Detection of termites and other insects consumed by african great Apes using molecular fecal analysis. Scientific Reports **4**. doi:10.1038/srep04478.
- Heinrich, B. 2013. Coordinated mass movements of blow fly larvae (Diptera: Calliphoridae). Northeastern Naturalist **20(4)**: N23-N27.
- Henni, L.H., Sauvage, F., Ninio, C., Depaquit, J. and Augot, D. 2014. Wing geometry as a tool for discrimination of *obsoletus* group (Diptera: Ceratopogonidae: *Culicoides*) in France. Infection Genetics and Evolution **21**: 110-117. doi:10.1016/j.meegid.2013.10.008.
- Hernandez-Ortiz, V. and Dzul-Cauich, J.F. 2014. A new species of *Neotraginops* Prado (Diptera: Odiniidae) from Mexico and Belize, with additional records for *Odinia coronata* Sabrosky in Mesoamerica. Zootaxa **3786(5)**: 593-599.
- Hernandez-Triana, L.M., Prosser, S.W., Rodriguez-Perez, M.A., Chaverri, L.G., Hebert, P.D.N. and Gregory, T.R. 2014. Recovery of DNA barcodes from blackfly museum specimens (Diptera: Simuliidae) using primer sets that target a variety of sequence lengths. Molecular Ecology Resources **14(3)**: 508-518. doi:10.1111/1755-0998.12208.
- Huang, J., Li, T. and Chen, H.W. 2013. The genus *Leucophenga* (Diptera, Drosophilidae), part III: the *interrupta* species group from the Oriental region, with morphological and molecular evidence. Zootaxa **3750(5)**: 587-600.
- Huang, Y.-M. and Rueda Leopoldo, M. 2014. A pictorial key to the species of *Aedes* (*Ochlerotatus* and *Coetzeomyia*) in the Afrotropical Region (Diptera: Culicidae). Zootaxa **3754(5)**: 592-600.
- Huo, K.K. 2014. *Spazigasteroides* a new genus from China with a black face and scutellum in the Syrphini (Diptera: Syrphidae). Zootaxa **3755(3)**: 230-240.
- Ivkovic, M., Mihaljevic, Z., Milisa, M. and Previsic, A. 2013. Aquatic dance flies fauna (Diptera, Empididae: Clinocerinae and Hemerodromiinae) of Montenegro. Natura Croatica **22(2)**: 243-252.
- Ivkovic, M., Zamora-Munoz, C., Sainz-Bariain, M. and Sinclair, B.J. 2014. Aquatic Empididae (Diptera: Hemerodromiinae and Clinocerinae) of the Sierra Nevada, Spain, with the description of five new species. Zootaxa **3786(5)**: 541-556.
- Iwasa, M. and Evenhuis, N.L. 2014. The Strongylophthalmyiidae (Diptera) of Papua New Guinea, with descriptions of five new species and a world checklist. Entomological Science **17(1)**: 96-105. doi:10.1111/ens.12033.

- Iwasa, M., Sakamoto, H. and Asahi, K. 2014. Discovery of a bird-parasitic fly, *Carnus orientalis* (Diptera: Carnidae), in Japan, with bionomic remarks and a key to *Carnus* species. *Journal of Medical Entomology* **51**(2): 484-488. doi:10.1603/me13087.
- Jaschhof, M. 2014. A revision of the types of Neotropical Porricondylinae (Diptera: Cecidomyiidae). *Zootaxa* **3779**(4): 463-469.
- Jedrzejewska-Szmek, K. and Zych, M. 2013. Flower-visitor and pollen transport networks in a large city: structure and properties. *Arthropod-Plant Interactions* **7**(5): 503-516. doi:10.1007/s11829-013-9274-z.
- Kahanpaa, J. and Haarto, A. 2013. Notes on Fanniidae (Diptera) of Finland, with a description of the female of *Fannia stigi* Rognes, 1982. *Entomologica Fennica* **24**(3): 179-185.
- Kamali, M., Marek, P.E., Peery, A., Antonio-Nkondjio, C., Ndo, C., Tu, Z.J., Simard, F. and Sharakhov, I.V. 2014. Multigene phylogenetics reveals temporal diversification of major african malaria vectors. *Plos One* **9**(4). doi:10.1371/journal.pone.0093580.
- Kania, I. 2014. Subfamily Limoniinae Speiser, 1909 (Diptera, Limoniidae) from Baltic amber (Eocene): the genus *Dicranomyia* Stephens, 1829. *Zoological Journal of the Linnean Society* **170**(4): 748-778. doi:10.1111/zoj.12120.
- Karolyi, F., Morawetz, L., Colville, J.F., Handschuh, S., Metscher, B.D. and Krenn, H.W. 2013. Time management and nectar flow: flower handling and suction feeding in long-proboscid flies (Nemestrinidae: *Prosoeca*). *Naturwissenschaften* **100**(11): 1083-1093.
- Kehlmaier, C. and Almeida, J.M. 2014. New host records for European Acroceridae (Diptera), with discussion of species limits of *Acrocera orbiculus* (Fabricius) based on DNA-barcoding. *Zootaxa* **3780**(1): 135-152.
- Kelly, M.M. and Gaskett, C. 2014. UV reflectance but no evidence for colour mimicry in a putative brood-deceptive orchid *Corybas cheesemanii*. *Current Zoology* **60**(1): 104-113.
- Kerr, P.H. 2014. The *Megophthalmidia* (Diptera, Mycetophilidae) of North America including eight new species. *Zookeys*(**386**): 29-83. doi:10.3897/zookeys.386.6913.
- Khazeni, A., Adler, P.H., Telmadarraiy, Z., Oshaghi, M.A., Vatandoost, H., Abtahi, S.M. and Lotfi, A. 2013. The black flies (Diptera: Simuliidae) of Iran. *Zootaxa* **3718**(6): 600-600.
- Klassa, B. and Santos, C.M.D. 2014. The man who loved flies: a biographical profile of Nelson Papavero. *Zootaxa* **3793**(2): 201-221.
- Knutie, S.A., Koop, J.A.H., French, S.S. and Clayton, D.H. 2013. Experimental test of the effect of introduced hematophagous flies on corticosterone levels of breeding Darwin's finches. *General and Comparative Endocrinology* **193**: 68-71. doi:10.1016/j.ygcen.2013.07.009.
- Kohler, A. and Menzel, F. 2013. New records of black fungus gnats (Diptera: Sciaridae) from New Caledonia, with the description of two new *Bradysia* species and an updated checklist. *Zootaxa* **3718**(1): 63-72.
- Krzeminski, W., Kania, I. and Azar, D. 2014. The Early Cretaceous evidence of rapid evolution of the genus *Helius* Lepeletier and Serville, 1828 (Limoniidae, Diptera). *Cretaceous Research* **48**: 96-101. doi:10.1016/j.cretres.2013.12.001.
- Kustov, S., Shamshev, I. and Grootaert, P. 2014. Six new species of the *Platypalpus pallidiventriscursitans* group (Diptera: Hybotidae) from the Caucasus. *Zootaxa* **3779**(5): 529-539.
- Kvifte, G.M., Ivkovic, M. and Klaric, A. 2013. New records of moth flies (Diptera: Psychodidae) from Croatia, with the description of *Berdeniella keroveci* sp nov. *Zootaxa* **3737**(1): 57-67.
- Lakes-Harlan, R., deVries, T., Stolting, H. and Stumpner, A. 2014. Useless hearing in male *Emblemasoma auditrix* (Diptera, Sarcophagidae) - A case of intralocus sexual conflict during evolution of a complex sense organ? *Plos One* **9**(1). doi:10.1371/journal.pone.0087211.

- Lang, M., Polihronakis, R.M., Acurio, A.E., Markow, T.A. and Orgogozo, V. 2014. Radiation of the *Drosophila nanoptera* species group in Mexico. *Journal of Evolutionary Biology* **27**(3): 575-584.
- Lapoint, R.T., O'Grady, P.M. and Whiteman, N.K. 2013. Diversification and dispersal of the Hawaiian Drosophilidae: The evolution of *Scaptomyza*. *Molecular Phylogenetics and Evolution* **69**(1): 95-108. doi:10.1016/j.ympev.2013.04.032.
- Larocque-Tobler, I. 2014. The Polish sub-fossil chironomids. *Palaeontologia Electronica* **17**(1).
- Laurito, M., de Oliveira, T.M.P., Almiron, W.R. and Sallum, M.A.M. 2013. COI barcode versus morphological identification of *Culex* (*Culex*) (Diptera: Culicidae) species: a case study using samples from Argentina and Brazil. *Memorias Do Instituto Oswaldo Cruz* **108**: 110-U152. doi:10.1590/0074-0276130457.
- Lemes-Silva, A.L., Pagliosa, P.R. and Petrucio, M.M. 2014. Inter- and intra-guild patterns of food resource utilization by chironomid larvae in a subtropical coastal lagoon. *Limnology* **15**(1): 1-12. doi:10.1007/s10201-013-0407-y.
- Leodido Ana Carolina, M., Ramalho-Ortigao, M. and Martins Gustavo, F. 2013. The ultrastructure of the *Aedes aegypti* heart. *Arthropod Structure & Development* **42**(6): 539-550.
- Li, W. and Yang, D. 2013. Four new species of *Homoneura* s. str. from Yunnan, China (Diptera, Lauxaniidae). *Revue Suisse De Zoologie* **120**(4): 549-561.
- Li, X. and Wang, X.H. 2014. New species and records of *Metriocnemus* van der Wulp s. str. from China (Diptera, Chironomidae). *Zookeys*(**387**): 73-87. doi:10.3897/zookeys.387.6408.
- Li, Z., Wang, N. and Yang, D. 2014. New species of *Hybos* Meigen from northwest China (Diptera: Empidoidea, Hybotinae). *Zootaxa* **3786**(2): 166-180.
- Linton, Y.M., Pecor, J.E., Porter, C.H., Mitchell, L.B., Garzon-Moreno, A., Foley, D.H., Pecor, D.B. and Wilkerson, R.C. 2013. Mosquitoes of eastern Amazonian Ecuador: biodiversity, bionomics and barcodes. *Memorias Do Instituto Oswaldo Cruz* **108**: 100-U132. doi:10.1590/0074-0276130440.
- Liu, G.C., Zhou, T., Dai, P.L. and Zhang, X.W. 2014. A new species of *Megaselia* Rondani 1856 (Diptera: Phoridae) associated with *Apis laboriosa* Smith 1871 (Hymenoptera: Apidae) in China. *Pan-Pacific Entomologist* **90**(1): 33-36.
- Liu, R.S., Wang, M.Q. and Yang, D. 2013. *Chrysotus* Meigen (Diptera: Dolichopodidae) from Tibet with descriptions of four new species. *Zootaxa* **3717**(2): 169-178.
- Liu, W.B., Lin, X.L. and Wang, X.H. 2014. A review of *Rheocricotopus* (*Psilocricotopus*) *chalybeatus* species group from China, with the description of three new species (Diptera, Chironomidae). *Zookeys*(**388**): 17-34. doi:10.3897/zookeys.388.6316.
- Lonsdale, O. 2014. Revision of the Old World *Sobarocephala* (Diptera: Clusiidae). *Zootaxa* **3760**(2): 211-240.
- Lopes, G.N., Arias, O.R., Consoli, F.L. and Zucchi, R.A. 2013. The identity of specimens of the *Anastrepha fraterculus* complex (Diptera, Tephritidae) with atypical aculeus tip. *Neotropical Entomology* **42**(6): 618-627.
- Lorenz, C. and Suesdek, L. 2013. Short Report: Evaluation of Chemical Preparation on Insect Wing Shape for Geometric Morphometrics. *American Journal of Tropical Medicine and Hygiene* **89**(5): 928-931. doi:10.4269/ajtmh.13-0359.
- Luk, S.P.L. and Marshall, S.A. 2014. A revision of the New World genus *Aptilotella* Duda (Sphaeroceridae: Limosininae). *Zootaxa* **3761**(1): 3-+.
- Lutovinovas, E., Malenovsky, I., Tothova, A., Ziegler, J. and Vanhara, J. 2013. Taxonomic approach to the tachinid flies *Dinera carinifrons* (Fallen) (Diptera: Tachinidae) and *Dinera fuscata* Zhang and Shima using molecular and morphometric data. *Journal of Insect Science (Tucson)* **13**: Article139, 131-118.



- Ma, Y.J., Xu, J.N., Yang, Z.Z., Wang, X.H., Lin, Z.L., Zhao, W., Wang, Y., Li, X.Y. and Shi, H. 2013. A video clip of the biting midge *Culicoides anophelis* ingesting blood from an engorged *Anopheles mosquito* in Hainan, China. *Parasites & Vectors* **6**. doi:10.1186/1756-3305-6-326.
- Maia, V.C. 2013. Insect galls of Sao Tome das Letras (MG, Brazil). *Biota Neotropica* **13**(4): 164-189.
- Makarchenko, E.A. and Makarchenko, M.A. 2014. On taxonomy of *Hydrobaenus* Fries, 1830 (Diptera: Chironomidae: Orthoclaadiinae) from the Russian Far East, with a key to species. *Zootaxa* **3760**(3): 429-438.
- Malfi Rosemary, L. and Roulston, T.a.H. 2014. Patterns of parasite infection in bumble bees (*Bombus* spp.) of Northern Virginia. *Ecological Entomology* **39**(1): 17-29.
- Marshall, S.A. 2014. *Albistyla*, a new genus of Neotropical Limosininae (Diptera: Sphaeroceridae). *Zootaxa* **3793**(2): 257-264.
- Meiklejohn, K.A., Wallman, J.F., Pape, T., Cameron, S.L. and Dowton, M. 2013. Utility of COI, CAD and morphological data for resolving relationships within the genus *Sarcophaga* (sensu lato) (Diptera: Sarcophagidae): A preliminary study. *Molecular Phylogenetics and Evolution* **69**(1): 133-141. doi:10.1016/j.ympev.2013.04.034.
- Melicher, D., Torson, A.S., Dworkin, I. and Bowsher, J.H. 2014. A pipeline for the de novo assembly of the *Themira biloba* (Sepsidae: Diptera) transcriptome using a multiple k-mer length approach. *Bmc Genomics* **15**. doi:10.1186/1471-2164-15-188.
- Mello, R.L. and Lamas, C.J.E. 2014. Review of the genera *Stenopyrgota* Malloch and *Tropidothrinax* Enderlein (Diptera, Pyrgotidae). *Revista Brasileira De Entomologia* **58**(1): 1-6. doi:10.1590/s0085-56262014000100001.
- Mendes, H.F. and Andersen, T. 2013. *Jururumberus*, a new genus of Orthoclaadiinae (Diptera: Chironomidae) from Brazil. *Biota Neotropica* **13**(4): 71-76.
- Mendes, H.F., Andersen, T. and Pinho, L.C. 2013. *Uirassubrillia beckeri* gen. n., sp n. (Diptera: Chironomidae, Orthoclaadiinae) from northeastern Brazil. *Zootaxa* **3716**(1): 65-74.
- Mengual, X. 2013. Notes on *Citrogramma* Vockeroth and *Eosphaerophoria* Frey (Diptera: Syrphidae). *Zootaxa* **3745**(3): 388-396.
- Michelsen, V. 2014. Taxonomic assessment of *Chirosiomima* Hennig (Diptera: Anthomyiidae), with proposal of a new genus for *Hylemyia curtigena* Ringdahl. *Zootaxa* **3790**(1): 86-102.
- Milankov, V., Ludoski, J., Francuski, L., Stahls, G. and Vujic, A. 2013. Genetic and phenotypic diversity patterns in *Merodon albifrons* Meigen, 1822 (Diptera: Syrphidae): evidence of intraspecific spatial and temporal structuring. *Biological Journal of the Linnean Society* **110**(2): 257-280. doi:10.1111/bij.12127.
- Moophayak, K., Sukontason, K.L., Kurahashi, H., Vogtsberger, R.C. and Sukontason, K. 2013. Evaluation of an I-box wind tunnel model for assessment of behavioral responses of blow flies. *Parasitology Research* **112**(11): 3789-3798. doi:10.1007/s00436-013-3566-1.
- Moras, L.M., Bernardi, L.F.D., Graciolli, G. and Gregorin, R. 2013. Bat flies (Diptera: Streblidae, Nycteribiidae) and mites (Acari) associated with bats (Mammalia: Chiroptera) in a high-altitude region in southern Minas Gerais, Brazil. *Acta Parasitologica* **58**(4): 556-563. doi:10.2478/s11686-013-0179-x.
- Morgulis, E. and Freidberg, A. 2014. The Ulidiini (Diptera:Tephritoidea:Ulidiidae) of Israel, with a key to the world species of *Ulidia* and description of five new species. *Zootaxa* **3780**(2): 201-247.
- Mottern, J.L. and Heraty, J.M. 2014. The dead can talk: Museum specimens show the origins of a cryptic species used in biological control. *Biological Control* **71**: 30-39. doi:10.1016/j.biocontrol.2014.01.002.
- Mulieri, P.R. and Mello-Patiu, C.A. 2013. Revision of the Neotropical genus *Malacophagomyia* (Diptera: Sarcophagidae) with description of a new species. *Zootaxa* **3736**(4): 368-378.

- Mullen, S.P. and Shaw, K.L. 2014. Insect speciation rules: Unifying concepts in speciation research. *In* Annual Review of Entomology, Vol 59, 2014. *Edited by* M. R. Berenbaum. Annual Reviews, Palo Alto. pp. 339-U1007.
- Munari, L. 2014. New Indo-Pacific species of *Dasyrhicnoessa* Hendel, 1934 and *Pseudorhicnoessa* Malloch, 1914 (Diptera: Canacidae: Tethininae). *Zootaxa* **3784**(3): 281-293.
- Namin, H.H., Iranpour, M. and Sharanowski, B.J. 2014. Phylogenetics and molecular identification of the *Ochlerotatus communis* complex (Diptera: Culicidae) using DNA barcoding and polymerase chain reaction- restriction fragment length polymorphism. *Canadian Entomologist* **146**(1): 26-35. doi:10.4039/tce.2013.60.
- Narchuk, E.P. 2014. Chloropid larvae (Diptera, Chloropidae): Diversity, habitats and feeding specializations. *Zoologicheskyy Zhurnal* **93**(1): 81-91. doi:10.7868/s0044513414010139.
- Nel, A., De Ploeg, G. and Perrichot, V. 2014. The first ibis fly in mid-Cretaceous amber of France (Diptera: Athericidae). *Zootaxa* **3768**(5): 591-595.
- Nelson, L.A., Davies, K.A., Scheffer, S.J., Taylor, G.S., Purcell, M.F., Giblin-Davis, R.M., Thornhill, A.H. and Yeates, D.K. 2014. An emerging example of tritrophic coevolution between flies (Diptera: Fergusoninidae) and nematodes (Nematoda: Neotylenchidae) on Myrtaceae host plants. *Biological Journal of the Linnean Society* **111**(4): 699-718. doi:10.1111/bij.12237.
- Obona, J. and Dominiak, P. 2014. Biting midges (Diptera: Ceratopogonidae) in tree hole habitats in Slovakia. *Oceanological and Hydrobiological Studies* **43**(1): 61-65. doi:10.2478/s13545-014-0118-y.
- O'Hara, J.E., Raper, C.M., Pont, A.C., and Whitmore, D. 2013. Reassessment of *Paleotachina* Townsend and *Electrotachina* Townsend and their removal from the Tachinidae (Diptera). *ZooKeys* **361**: 27-36. doi: 10.3897/zookeys.361.6448
- Ozerov, A.L. 2014. The primary types of Scathophagidae (Diptera) in the Museum fur Naturkunde Berlin, and Senckenberg Deutsches Entomologisches Institut, Germany. *Zoosystematics and Evolution* **90**(1): 33-43. doi:10.3897/zse.90.7121.
- Pal, G., Aditya, G. and Hazra, N. 2014. Consequences of physical disturbance by tadpoles and snails on chironomid larvae. *Scientific World Journal*. doi:10.1155/2014/850782.
- Pal, R. and Kumar, K. 2013. Malpighian tubules of adult flesh fly, *Sarcophaga ruficornis* Fab. (Diptera: Sarcophagidae): An ultrastructural study. *Tissue & Cell* **45**(5): 312-317. doi:10.1016/j.tice.2013.04.002.
- Papadopoulos, N.T., Plant, R.E. and Carey, J.R. 2013. From trickle to flood: the large-scale, cryptic invasion of California by tropical fruit flies. *Proceedings of the Royal Society B-Biological Sciences* **280**(1768). doi:10.1098/rspb.2013.1466.
- Papanicolaou, A., Woo, A., Brei, B., Ma, D.J., Masedunskas, A., Gray, E., Xiao, G.G., Cho, S. and Brockhouse, C. 2013. Novel aquatic silk genes from *Simulium* (*Psilozia*) *vittatum* (Zett) (Diptera: Simuliidae). *Insect Biochemistry and Molecular Biology* **43**(12): 1181-1188. doi:10.1016/j.ibmb.2013.09.008.
- Papp, L. 2014. New genera of Afrotropical limosinine sphaerocerids (Diptera: Sphaeroceridae). *Zootaxa* **3764**(2): 101-130.
- Pascini, T.V., Ramalho-Ortigao, J.M. and Martins, G.F. 2013. The fine structure of the spermatheca in *Anopheles aquasalis* (Diptera: Culicidae). *Annals of the Entomological Society of America* **106**(6): 857-867.
- Penney, H.D., Hassall, C., Skevington, J.H., Lamborn, B. and Sherratt, T.N. 2014. The relationship between morphological and behavioral mimicry in hover flies (Diptera: Syrphidae). *American Naturalist* **183**(2): 281-289. doi:10.1086/674612.
- Pepinelli, M., Spironello, M. and Currie, D.C. 2013. Geometric morphometrics as a tool for interpreting evolutionary transitions in the black fly wing (Diptera: Simuliidae). *Zoological Journal of the Linnean Society* **169**(2): 377-388. doi:10.1111/zoj.12065.

- Perez-Lachaud, G., Jervis, M.A., Reemer, M. and Lachaud, J.P. 2014. An unusual, but not unexpected, evolutionary step taken by syrphid flies: the first record of true primary parasitoidism of ants by Microdontinae. *Biological Journal of the Linnean Society* **111**(2): 462-472. doi:10.1111/bij.12220.
- Perez-Staples, D., Cordova-Garcia, G. and Aluja, M. 2014. Sperm dynamics and cryptic male choice in tephritid flies. *Animal Behaviour* **89**: 131-139.
- Peters, R.S., Meusemann, K., Petersen, M., Mayer, C., Wilbrandt, J., Ziesmann, T., Donath, A., Kjer, K.M., Aspöck, U., Aspöck, H. and others. 2014. The evolutionary history of holometabolous insects inferred from transcriptome-based phylogeny and comprehensive morphological data. *Bmc Evolutionary Biology* **14**. doi:10.1186/1471-2148-14-52.
- Pfeiler, E., Richmond, M.P., Riesgo-Escovar, J.R., Tellez-Garcia, A.A., Johnson, S. and Markow, T.A. 2013. Genetic differentiation, speciation, and phylogeography of cactus flies (Diptera: Neriidae: *Odontoloxozus*) from Mexico and south-western USA. *Biological Journal of the Linnean Society* **110**(2): 245-256. doi:10.1111/bij.12133.
- Pinol, J., San Andres, V., Clare, E.L., Mir, G. and Symondson, W.O.C. 2014. A pragmatic approach to the analysis of diets of generalist predators: the use of next-generation sequencing with no blocking probes. *Molecular Ecology Resources* **14**(1): 18-26. doi:10.1111/1755-0998.12156.
- Plisko, J.D. 2013. The role of museums in safeguarding biodiversity: A happy end of the century-long saga of *Tritogenia zuluensis* (Beddard, 1907) (Oligochaeta: Tritogeniidae). *African Invertebrates* **54**: 477-489.
- Plociennik, M. and Karaouzas, I. 2014. The Chironomidae (Diptera) fauna of Greece: ecological distributions and patterns, taxa list and new records. *Annales De Limnologie-International Journal of Limnology* **50**(1): 19-34. doi:10.1051/limn/2013066.
- Podeniene, V., Naseviciene, N. and Podenas, S. 2014. Notes on the first instar larvae of *Ctenophora* and *Nephrotoma* (Diptera, Tipulidae). *Zootaxa* **3764**(2): 152-168.
- Polidori, C., Nieves-Aldrey, J.L., Gilbert, F. and Rotheray, G.E. 2014. Hidden in taxonomy: Batesian mimicry by a syrphid fly towards a Patagonian bumblebee. *Insect Conservation and Diversity* **7**(1): 32-40. doi:10.1111/icad.12028.
- Poppe, J.L., Schmitz, H.J., Grimaldi, D. and Valente, V.L.D. 2014. High diversity of Drosophilidae (Insecta, Diptera) in the Pampas Biome of South America, with descriptions of new *Rhinoleucophenga* species. *Zootaxa* **3779**(2): 215-245.
- Pramual, P. and Adler, P.H. 2014. DNA barcoding of tropical black flies (Diptera: Simuliidae) of Thailand. *Molecular Ecology Resources* **14**(2): 262-271. doi:10.1111/1755-0998.12174.
- Prat, N., Ribera, C., Rieradevall, M., Villamarin, C. and Acosta, R. 2013. Distribution, abundance and molecular analysis of genus *Barbadocladius* Cranston & Krosch (Diptera, Chironomidae) in tropical, high altitude andean streams and rivers. *Neotropical Entomology* **42**(6): 607-617.
- Ree, H.I. 2013. Six new and two newly recorded species of Chironomidae (Insecta: Diptera) in Korea. *Entomological Research* **43**(6): 322-329. doi:10.1111/1748-5967.12037.
- Reemer, M. and Stahls, G. 2013. Phylogenetic relationships of Microdontinae (Diptera: Syrphidae) based on molecular and morphological characters. *Systematic Entomology* **38**(4): 661-688. doi:10.1111/syen.12020.
- Reis, E.D., Serpa, A. and Ferreira-Keppler, R.L. 2013. Two new species and records of *Stenochironomus* Kieffer from Brazilian Amazon region, with description of immature stages (Diptera: Chironomidae). *Zootaxa* **3710**(5): 449-466.
- Ren, J., Lin, X.L. and Wang, X.H. 2014. Review of genus *Pseudorthocladius* Goetghebuer, 1943 (Diptera, Chironomidae) from China. *Zookeys* **387**: 51-72. doi:10.3897/zookeys.387.5808.
- Ribeiro, G.C. and Lukashevich, E.D. 2014. New *Leptotarsus* from the Early Cretaceous of Brazil and Spain: the oldest members of the family Tipulidae (Diptera). *Zootaxa* **3753**(4): 347-363.

- Ribeiro, J.M.C., Chagas, A.C., Pham, V.M., Lounibos, L.P. and Calvo, E. 2014. An insight into the sialome of the frog biting fly, *Corethrella appendiculata*. Insect Biochemistry and Molecular Biology **44**: 23-32. doi:10.1016/j.ibmb.2013.10.006.
- Riccardi, P. and Amorim, D. 2014. The type-species of *Psilochlorops* Duda (Diptera, Chloropidae) and its position in the phylogeny of the genus, with the description of a new species. Revista Brasileira De Entomologia **58**(1): 25-28. doi:10.1590/s0085-56262014000100005.
- Riccardi, P.S. and Amorim, D.S. 2013. The Neotropical chloropine genus *Ischnochlorops* Paganelli 2002 (Diptera: Chloropidae), with the description of a new species. Zootaxa **3750**(3): 289-294.
- Richet, R., Verves, Y.G., Whitmore, D. and Pape, T. 2013. Revision of *Taxigramma pseudaperta* Seguy, 1941 and comparisons with sympatric *T. multipunctata* (Rondani, 1859) (Diptera: Sarcophagidae). Zootaxa **3731**(4): 520-532.
- Riolo, P., Ruschioni, S., Minuz, R.L., Romani, R. and Isidoro, N. 2014. Female sex pheromone gland of the boxwood leafminer, *Monarthropalpus buxi* (Diptera: Cecidomyiidae): Morphological and behavioural evidence. European Journal of Entomology **111**(1): 75-81.
- Rodrigues, F.D.A.J., Mathis, W.N. and Couri, M.S. 2014. *Hydrellia* Robineau-Desvoidy (Diptera: Ephydriidae) from Brazil with an emphasis on the faunas from the states of Parana and Rio de Janeiro. Zootaxa **3753**(6): 501-541.
- Rognes, K. 2013. A new species in the genus *Pseudorhyncomyia* Peris, 1952 and the identity of *P. deserticola* Zumpt and Argo, 1978 (Diptera, Rhiniidae). Zootaxa **3736**(3): 249-264.
- Rull, J., Aluja, M., Tadeo, E., Guillen, L., Egan, S., Glover, M. and Feder, J.L. 2013. Distribution, host plant affiliation, phenology, and phylogeny of walnut-infesting *Rhagoletis* flies (Diptera: Tephritidae) in Mexico. Biological Journal of the Linnean Society **110**(4): 765-779. doi:10.1111/bij.12157.
- Russo, C.A.M., Mello, B., Frazao, A. and Voloch, C.M. 2013. Phylogenetic analysis and a time tree for a large drosophilid data set (Diptera: Drosophilidae). Zoological Journal of the Linnean Society **169**(4): 765-775. doi:10.1111/zoj.12062.
- Sabio, P.B., Andrade, A.J. and Galati, E.A.B. 2014. Assessment of the taxonomic status of some species included in the *shannoni* complex, with the description of a new species of *Psathyromyia* (Diptera: Psychodidae: Phlebotominae). Journal of Medical Entomology **51**(2): 331-341. doi:10.1603/me13153.
- San Jose, M., Leblanc, L., Geib, S.M. and Rubinoff, D. 2013. An evaluation of the species status of *Bactrocera invadens* and the systematics of the *Bactrocera dorsalis* (Diptera: Tephritidae) complex. Annals of the Entomological Society of America **106**(6): 684-694.
- Sanz-Montero, M.E., Calvo, J.P., del Cura, M.A.G., Ornos, C., Outerelo, R. and Rodriguez-Aranda, J.P. 2013. The rise of the diptera-microbial mat interactions during the Cenozoic: consequences for the sedimentary record of saline lakes. Terra Nova **25**(6): 465-471. doi:10.1111/ter.12058.
- Sasakawa, M. 2013. Thailand Agromyzidae (Diptera)-2. Zootaxa **3746**(4): 501-528.
- Scheibler, E.E., Roig-Junent, S.A. and Claps, M.C. 2014. Chironomid (Insecta: Diptera) assemblages along an Andean altitudinal gradient. Aquatic Biology **20**(2): 169-184. doi:10.3354/ab00554.
- Scherber, C., Vockenhuber, E.A., Stark, A., Meyer, H. and Tschardt, T. 2014. Effects of tree and herb biodiversity on Diptera, a hyperdiverse insect order. Oecologia **174**(4): 1387-1400. doi:10.1007/s00442-013-2865-7.
- Schmid, V.S., Morales, M.N., Marinoni, L., Kamke, R., Steiner, J. and Zillikens, A. 2014. Natural history and morphology of the hoverfly *Pseudomicrodon biluminiferus* and its parasitic relationship with ants nesting in bromeliads. Journal of Insect Science **14**.
- Schneeberg, K., Krause, K. and Beutel, R.G. 2013. The adult head of *Axymyia furcata* (Insecta: Diptera: Axymyiidae). Arthropod Systematics and Phylogeny **71**(2): 91-102.

- Schneeberg, K., Polilov, A., Harris, M.O. and Beutel, R.G. 2013. The adult head morphology of the Hessian fly *Mayetiola destructor* (Diptera, Cecidomyiidae). *Journal of Morphology* **274**(11): 1299-1311. doi:10.1002/jmor.20180.
- Semelbauer, M. and Kozanek, M. 2014. The immatures of lauxaniid flies (Diptera: Lauxaniidae) and their taxonomical implications. *Zootaxa* **3780**(3): 401-454.
- Sepulveda, T.A., Wolff, M.I. and De Carvalho, C.J.B. 2014. Revision of the New World genus *Glyphidops* Enderlein (Diptera: Neriidae). *Zootaxa* **3785**(2): 139-174.
- Sevcik, J., Kasprak, D. and Tothova, A. 2013. Molecular phylogeny of fungus gnats (Diptera: Mycetophilidae) revisited: position of Manotinae, Metanepsiini, and other enigmatic taxa as inferred from multigene analysis. *Systematic Entomology* **38**(4): 654-660. doi:10.1111/syen.12023.
- Sharma, K.R. and Fadamiro, H.Y. 2013. Fire ant alarm pheromone and venom alkaloids act in concert to attract parasitic phorid flies, *Pseudacteon* spp. *Journal of Insect Physiology* **59**(11): 1119-1124. doi:10.1016/j.jinsphys.2013.08.010.
- Sharma, M.D., Minder, A.M. and Hosken, D.J. 2013. No association between sperm competition and sperm length variation across dung flies (Scathophagidae). *Journal of Evolutionary Biology* **26**(11): 2341-2349.
- Shi, G.F., Zhu, Y., Shih, C.K. and Ren, D. 2013. A new axymyiid genus with two new species from the middle Jurassic of China (Diptera: Nematocera: Axymyiidae). *Acta Geologica Sinica-English Edition* **87**(5): 1228-1234. doi:10.1111/1755-6724.12123.
- Shi, K., Huang, J.H., Zhang, S.J. and Wu, H. 2014. Taxonomy of the genus *Peyerimhoffia* Kieffer from Mainland China, with a description of seven new species (Diptera, Sciaridae). *Zookeys*(382): 67-83. doi:10.3897/zookeys.382.4948.
- Shi, L., Gaimari, S. and Yang, D. 2013. Four new species of *Noetomima* Enderlein (Diptera: Lauxaniidae), with a key to world species. *Zootaxa* **3746**(2): 338-356.
- Silva, F.L. and Wiedenbrug, S. 2014. Integrating DNA barcodes and morphology for species delimitation in the *Corynoneura* group (Diptera: Chironomidae: Orthoclaadiinae). *Bulletin of Entomological Research* **104**(1): 65-78. doi:10.1017/s0007485313000515.
- Simon, S. and Hadrys, H. 2013. A comparative analysis of complete mitochondrial genomes among Hexapoda. *Molecular Phylogenetics and Evolution* **69**(2): 393-403.
- Sinclair, B.J., Brooks, S.E. and Cumming, J.M. 2013. Revision of the *Empis* subgenus *Enoplempis* Bigot, east of the Rocky Mountains (Diptera: Empididae). *Zootaxa* **3736**(5): 401-456.
- Singh, A. and Singh Bashisth, N. 2014. Role of sexual selection in speciation in *Drosophila*. *Genetica (Dordrecht)* **142**(1): 23-41.
- Singh, S.K., Hancock, D.L. and Ramamurthy, V.V. 2014. On the species of *Stemonocera* Rondani (Diptera: Tephritidae) from the Indian subcontinent. *Journal of Natural History* **48**(15-16): 945-957. doi:10.1080/00222933.2013.830789.
- Smit, J. 2014. Two new species of the genus *Callicera* Panzer (Diptera: Syrphidae) from the Palaearctic Region. *Zootaxa* **3779**(5): 585-590.
- Smith, S.M. 2013. Some observations of oogenesis in *Eucorethra underwoodi* Underwood (Diptera: Chaoboridae). figshare. <http://dx.doi.org/10.6084/m9.figshare.763320>
- Smith, S.M. 2013. Survivorship, site fidelity and weight dynamics of male *Hybomitra aurilimba* (Diptera: Tabanidae) at a hilltop mating arena. figshare. <http://dx.doi.org/10.6084/m9.figshare.787744>
- Smith, S.M. and Kurtz, R.M. 2013. Dispersion and mortality of the immature stages of three species of snow-melt *Ochlerotatus* mosquitoes (Diptera: Culicidae). figshare. <http://bit.ly/183X6BU>
- Sorokina, V.S. and Pont, A.C. 2013. The identity of the genus *Scatocoenosia* Schnabl, 1915 (Diptera: Muscidae). *Zootaxa* **3746**(4): 580-586.



- Speight, M.C.D., Hauser, M. and Withers, P. 2013. *Eumerus narcissi* Smith (Diptera, Syrphidae), presence in Europe confirmed, with a redescription of the species. *Dipterist Digest* **20**:17-32.
- Sriphrom, P., Sopaladawan, P.N., Wongpakam, K. and Pramual, P. 2014. Molecular phylogeny of black flies in the *Simulium tuberosum* (Diptera: Simuliidae) species group in Thailand. *Genome* **57**(1): 45-55. doi:10.1139/gen-2013-0145.
- Sueyoshi, M. 2014. Taxonomy of fungus gnats allied to *Neoempheria ferruginea* (Brunetti, 1912) (Diptera: Mycetophilidae), with descriptions of 11 new species from Japan and adjacent areas. *Zootaxa* **3790**(1): 139-164.
- Sukhomlin, K. 2014. In honour of Zinaida Usairo (1924-2013). *British Simuliid Group Bulletin* **41**: 4-6.
- Suwito, A., Toda, M.J., Takamori, H., Harada, K. and Watabe, H. 2014. Revision of Asian species of the *Drosophila melanica* species group (Diptera: Drosophilidae), with a description of a new species from Vietnam. *Entomological Science* **17**(1): 75-85. doi:10.1111/ens.12028.
- Takaoka, H., Srisuka, W., Saeung, A. and Choochote, W. 2014. A new species of *Simulium* (*Gomphostilbia*) (Diptera: Simuliidae) from Thailand, with keys to 11 Species of the *Simulium varicorne* species-group. *Journal of Medical Entomology* **51**(2): 314-322. doi:10.1603/me13171.
- Tantawi Tarek, I. and Sinclair, B.J. 2013. An update of the blow flies (Diptera: Calliphoridae) of the Galapagos Islands, and first record of *Chrysomya rufifacies* (Macquart) from mainland Ecuador. *Zootaxa* **3750**(3): 237-250.
- Torreias, S.R.S., Ferreira-Keppler, R.L. and Ronderos, M.M. 2014. Biting midges (Ceratopogonidae: Diptera) present in aquatic macrophytes from wetlands of Marchantaria Island, Iranduba, Central Amazonia, Brazil. *Journal of Natural History* **48**(1-2): 109-122.
- Vaisanen, R. 2013. New *Mycomya* species from South Korea (Diptera: Mycetophilidae). *Entomologica Fennica* **24**(3): 165-171.
- Vaisanen, R. 2013. New *Mycomya* species from the Himalayas (Diptera, Mycetophilidae): 3. Subgenera *Cesamyia* and *Mycomyopsis*. *Zootaxa* **3737**(2): 129-153.
- van Rijn, P.C.J., Kooijman, J. and Wackers, F.L. 2013. The contribution of floral resources and honeydew to the performance of predatory hoverflies (Diptera: Syrphidae). *Biological Control* **67**(1): 32-38. doi:10.1016/j.biocontrol.2013.06.014.
- Vilkamaa, P., Hippa, H. and Heller, K. 2013. Notes on the taxonomy of the Holarctic *Corynoptera Winnertz sensu lato* (Diptera, Sciaridae), with description of six new species. *Zootaxa* **3710**(4): 322-332.
- Wang, J.C., Wang, M.Q. and Yang, D. 2013. *Heleodromia* Haliday newly found in Tibet with description of one new species (Diptera: Empidoidea: Trichopezinae). *Zootaxa* **3746**(3): 489-494.
- Wang, Q.K., Liu, X.H., Lu, P.F. and Zhang, D. 2014. Ultrastructure of antennal sensilla in *Hydrotaea armipes* (Fallen) (Diptera: Muscidae): New evidence for taxonomy of the genus *Hydrotaea*. *Zootaxa* **3790**(4): 577-586.
- Wentd, L.D. and Ale-Rocha, R. 2014. Taxonomic notes of *Hemixantha* (Diptera: Richardiidae) with description of a new species from the Amazon Region. *Zoologia* **31**(1): 88-96. doi:10.1590/s1984-46702014000100010.
- White, B.P., Pilgrim, E.M., Boykin, L.M., Stein, E.D. and Mazor, R.D. 2014. Comparison of four species-delimitation methods applied to a DNA barcode data set of insect larvae for use in routine bioassessment. *Freshwater Science* **33**(1): 338-348. doi:10.1086/674982.
- Whitmore, D., Pape, T. and Cerretti, P. 2013. Phylogeny of *Heteronychia*: the largest lineage of *Sarcophaga* (Diptera: Sarcophagidae). *Zoological Journal of the Linnean Society* **169**(3): 604-639.

- Wolf-Schwenninger, K. 2013. On the 100th Birthday of Willi Hennig.]. Mitteilungen Entomologischer Verein Stuttgart **48**(1): 48-50.
- Wu, H., Shi, K., Huang, J.H. and Zhang, S.J. 2013. Review of the genus *Dolichosciara* Tuomikoski (Diptera, Sciaridae) from China. Zootaxa **3745**(3): 343-364.
- Xi, Y.Q. and Yang, D. 2013. Four new species of *Phyllomyza* Fallen from China (Diptera, Milichiidae). Zootaxa **3718**(6): 575-582.
- Xian-hui, L., Zhang, M., Jun-na, S., Li, K. and Zhang, D. 2013. Ultrastructure of antennal sensilla of a parasitoid fly, *Pales pavidus* Meigen (Diptera: Tachinidae). Micron **54-5**: 36-42.
- Xue, W.Q. and Tian, X. 2014. Keys to the species of Mydaeinae (Diptera: Muscidae) from China, with the description of four new species. Journal of Insect Science **14**.
- Xue, W.Q. and Zhang, X. 2013. A study of the *Phaonia angelicae* group (Diptera: Muscidae), with descriptions of six new species from China. Journal of Insect Science **13**: 1-16.
- Yafuso, M., Adaniya, S. and Yukawa, J. 2013. Host plant manipulation by fig gall midges (Diptera: Cecidomyiidae) which induce emergence projections on flower galls in the syconia of *Ficus microcarpa* (Moraceae). Entomological Science **16**(4): 413-420. doi:10.1111/ens.12025.
- Young, C.W., Li, Y., Chu, W.C. and Fang, H.S. 2013. Review of *Acutipula* crane flies of Taiwan, with descriptions of new species and immature instars (Diptera: Tipulidae: Tipulinae: *Tipula*). Annals of Carnegie Museum **82**(2): 115-148.
- Zaenker, S. and Plassmann, E. 2013. Fungus gnats (Diptera: Bolitophilidae, Diadocidiidae, Ditymyiidae, Keroplatidae, Mycetophilidae) from the park of Fasanerie Palace. Beitrage zur Naturkunde in Osthessen **50**: 131-137.
- Zhang, K.Y., Yang, D. and Ren, D. 2014. New short-horned flies (Diptera: Eremochaetidae) from the Early Cretaceous of China. Zootaxa **3760**(3): 479-486.
- Zhang, X., Li, Y. and Yang, D. 2014. A review of the genus *Rhipidia* Meigen from China, with descriptions of seven new species (Diptera, Limoniidae). Zootaxa **3764**(3): 201-239.
- Zhang, X.F. and Zhu, W.B. 2014. The types of Anthomyiidae (Diptera) in the Shanghai Entomological Museum, Chinese Academy of Science, China. Zootaxa **3756**(1): 1-67.
- Zhang, Y., Tsaur, S.C. and Chen, H.W. 2014. Survey of the genus *Stegana* Meigen (Diptera, Drosophilidae) from Taiwan, with DNA barcodes and descriptions of three new species. Zoological Studies **53**. doi:10.1186/1810-522x-53-2.
- Zhao, L., Annie, A.S.H., Amrita, S., Yi, S.K.F. and Rudolf, M. 2013. Does better taxon sampling help? A new phylogenetic hypothesis for Sepsidae (Diptera: Cyclorrhapha) based on 50 new taxa and the same old mitochondrial and nuclear markers. Molecular Phylogenetics and Evolution **69**(1): 153-164. doi:10.1016/j.ympev.2013.05.011.

## SUBMISSION FORM

### DIRECTORY OF NORTH AMERICAN DIPTERISTS

---

For those who have not yet sent in a synopsis of their interests for the *Directory of North America Dipterists*, the following form is provided. Please restrict yourselves to no more than 20 words when listing the titles of your major projects and the animals you work with. Should any of you like to expand or modify your entries from the last list, use the form to indicate the changes.

The information can be emailed, or the form completed and faxed or sent to the following address:

Dr. James O'Hara  
Invertebrate Biodiversity  
Agriculture & Agri-Food Canada,  
K.W. Neatby Building, C.E.F.  
Ottawa, Ontario, CANADA, K1A 0C6

FAX: (613) 759-1927

Email: [James.OHara@agr.gc.ca](mailto:James.OHara@agr.gc.ca)

\*\*\*\*\*

**Full name:** \_\_\_\_\_

**Address:** \_\_\_\_\_

\_\_\_\_\_

\_\_\_\_\_ **Telephone:** \_\_\_\_\_

**FAX:** \_\_\_\_\_ **Email:** \_\_\_\_\_

**Projects and taxa studied:** \_\_\_\_\_

\_\_\_\_\_

\_\_\_\_\_

\_\_\_\_\_